

DESCRIPTION

Dimensions - Area exposed to wind pressure - Weight

Height	Width	Lenght	Diameter	Area esposed to wind (S)	Weight
680 mm			420 mm	0.185 m ²	8.5 Kg

Electrical characteristics (electromagnetic wiring)

Voltage	Frequency	IP	Insulation class	Cos Φ	Oper. Temp. °C
230V	50Hz	66	CL II \square CL I \pm (on request)	> 0.9	-30... +40

Conformity

	2014/35/UE (LVD)	2014/30/UE (EMC)	2011/65/UE (RoHS)	(ErP)
--	---------------------	---------------------	----------------------	-------

Mounting system

- Suitable for suspended mounting.
- Connection with threaded tube male G 3/4" with cable gland (PG16) inside.

Materials

- Die-cast and sheet aluminum (UNI EN 1706).
- Acrylic screen (PMMA).
- Screws in stainless steel and brass.

Structure - Main components

- Upper frame composed by a bell in die-cast aluminum, equipped with a threaded tube G3/4" for mounting to the support arm.
- Lower frame for access to optical and wiring compartment, composed by a ring in die-cast aluminum for the support of screen, equipped of two small knobs for opening.
- Wiring plate in aluminum sheet painted white colour, easily removable.
- Neoprene gasket between upper and lower frame.
- Drop-shaped screen in acrylic (PMMA) white frosted finish. Shock resistance IK06.

Optics

- Reflector mod. 1 - street and mixed areas ighting - Installation on the side of street.
- Reflector mod. 0 - lamp in view - mixed areas lighting - rotosymmetrical.

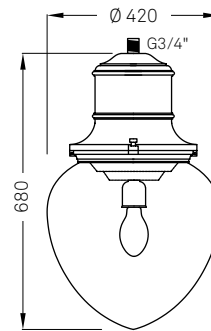
Operations and maintenance

- To opening the light fixture and access to wiring and optic compartment, loosen the two small knobs on cover and remove the lower frame with screen.
- To remove the wiring plate, loosen the screws and rotate the plate.
- Separate electric auxiliaries individually replaceable.
- During installation (only for models with reflector mod. 1) , follow the instructions for the correct optic orientation on the support.
- Periodic maintenance (about once a year) for external cleaning of the structure and screen from dust and smog, and the control of fastening of all screws, must be performed with light fixture switched off and cold.

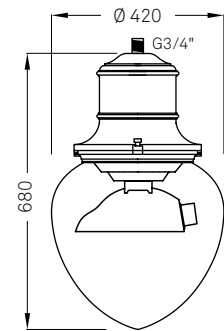
Painting

- Standard color is metalized matt dark gray, type Neri.
- Other colours of RAL range on request.
- Information about paint steps used on this product in specific technical sheet.

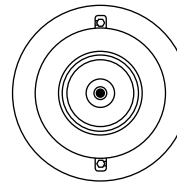
DRAWINGS AND TECHNICAL INFORMATIONS



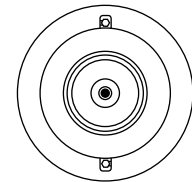
Side view



Side view



Plan view



Plan view



Code construction

To configure the complete code of luminaire, add in sequence after **Serie** code, the others parts of code: Ballast-screen (**SSS**) + Optic (**X**) + Lamp predisposition (**YY**) + Wiring type (**ZZ**). See configurations tables on the following page.

CONFIGURATION WITH ELECTROMAGNETIC WIRINGS

Screens

Cod. SSS	Light fixture series	Materials	Finiture	Shock R.
A12	200-300	Acrylic (PMMA)	White frosted	IK06

Optics

Cod. X	Type	Lighting classes	Classe IES
0	mod.0	Rotosymmetric - Mixed areas lighting.	No cut-off
1	mod.1 - Fixed	Street lighting.	Cut-off

- Reflector mod. 1 in pressed sheet aluminum (thickness 1 mm, purity 99.90%), polished and oxidized.
- Reflector mod. 0, disk with 2 steps in aluminum sheet, white color.
- Height of installation: from 3.5 to 6.5 meters.

Wirings (Predisposition for lamps with optical and socket)

Cod. YY	Lamps predisposition	W	Optics	Sockets
32	(MT) Metal halide - (ST) Sodium H.P.	70	0 1	E27
33	(MT) Metal halide - (ST) Sodium H.P.	100	0 1	E40
35	(MT) Metal halide - (ST) Sodium H.P.	150	0 1	E40

- Electromagnetic ballast with high efficiency (CELMA class EEI=A3), with thermal protection.
- Electronic ignitor (pulses until to 4.5 KV).
- Power factor correction capacitor.
- Ceramic lamp holders in relation to the type of lamp.
- Electric components on wiring plate easily removable.
- Terminal board for cables with max section of 2,5 mm².

Wirings (Characteristics)

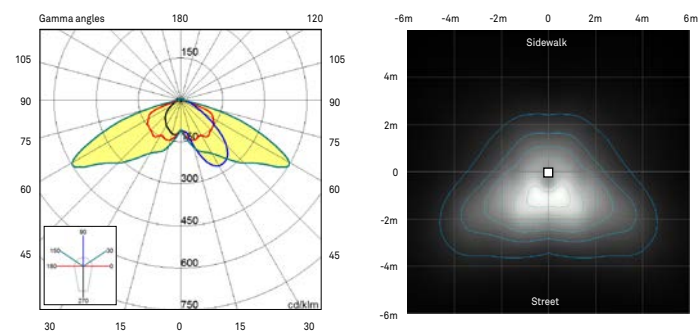
Cod. ZZ	Details
04	Insulation class CL II  - Fuse 250V-T6.3A (5 x 20 mm)

Note

- Use lamps with efficiency \geq di 90 lm/W.
- The lamps are not included in the wiring.
- On request can be realized other wiring configurations.

PHOTOMETRICS OF REFERENCE

Reflector mod. 1 - Screen drop-shaped in acrylic white frosted.
Asymmetric for street lighting - Cut off - Type III



Reflector mod. 0 - Screen drop-shaped in acrylic white frosted.
Rotosymmetric for mixed areas - No cut off - Type V.

