

## DESCRIPTION

### Dimensions - Area exposed to wind pressure - Weight

Height	Width	Length	Diameter	Area exposed to wind (S)	Weight <sup>(A)</sup>	Weight <sup>(B)</sup>
420 mm			550 mm	0.107 m <sup>2</sup>	10.7 Kg	8.7 Kg

<sup>(A)</sup> Max weight of light fixture with electromagnetic wiring.

<sup>(B)</sup> Max weight of light fixture with electronic wiring.

### Electrical characteristics (electromagnetic wiring)

Voltage	Frequency	IP	Insulation class	Cos $\Phi$	Oper. Temp. °C
230V	50Hz	66	CL II $\square$ CL I $\perp$ (on request)	> 0.9	-30... +40

### Electrical characteristics (electronic wiring)

Voltage	Frequency	IP	Insulation class	Cos $\Phi$	Oper. Temp. °C
208-277V	50/60Hz	66	CL II $\square$ CL I $\perp$ (on request)	> 0.9	-30... +50

### Conformity

CE	2014/35/UE (LVD)	2014/30/UE (EMC)	2011/65/UE (RoHS)	(ErP)
----	---------------------	---------------------	----------------------	-------

### Mounting system

- Suitable for suspended mounting.
- Connection with threaded tube male G 3/4" with cable gland (PG16) inside.

### Materials

- Sheet in aluminum.
- Die-cast aluminum (UNI EN 1706).
- Hot galvanized steel tube (UNI EN ISO 1461) and galvanized steel sheet.
- Acrylic screen (PMMA).
- Screws in stainless steel and brass.

### Structure - Main components

- Upper frame composed by a bell in die-cast aluminum and a visor in sheet aluminum, equipped with a threaded tube G3/4" for mounting to the support arm, and two small knobs for opening the lower frame.
- Lower tilting frame for access to optical and wiring compartment, composed by a circular element in die-cast aluminum for the support of the reflector and screen.
- Wiring plate in galvanized steel sheet, easily removable.
- Neoprene gasket between upper and lower frame.
- Screen cup shape in acrylic (PMMA) transparent or frosted finish.
- Shock resistance IK06.

### Optics

- Reflector mod. 1 - street lighting - Installation on the side of street.
- Reflector mod. 9 - pedestrian-cycle path and mixed areas lighting.
- Installation on the side of street.

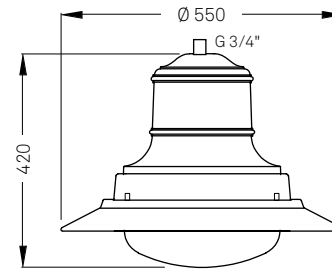
### Operations and maintenance

- To opening the light fixture and access to wiring and optic compartment, loosen the two small knobs on cover and rotate the lower frame.
- To replace the lamp, rotate the support of lampholder on the reflector and pull out.
- During maintenance operations, no part or component is detached from the structure.
- During installation, follow the instructions for the correct optic orientation on the support.
- Periodic maintenance (about once a year) for external cleaning of the structure and screen from dust and smog, and the control of fastening of all screws, must be performed with light fixture switched off and cold.

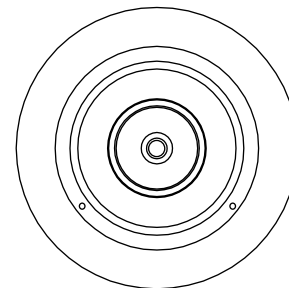
### Painting

- Standard color is metalized matt dark gray, type Neri.
- The ring for support of reflector and screen is white color.
- Other colours of RAL range on request.
- Information about paint steps used on this product in specific technical sheet.

## DRAWINGS AND TECHNICAL INFORMATIONS



Front view



Plan view



Example with screen frosted finish

### Code construction

To configure the complete code of luminaire, add in sequence after **Serie** code, the others parts of code: Ballast-screen (**SSS**) + Optic (**X**) + Lamp predisposition (**YY**) + Wiring type (**ZZ**). See configurations tables on the following page.

## CONFIGURATION WITH ELECTROMAGNETIC WIRINGS

### Screens

Cod. SSS	Light fixture series	Materials	Finiture	Shock R.
A09	210-211-212	Acrylic (PMMA)	Frosted	IK06
A11	210-211-212	Acrylic (PMMA)	Transparent	IK06
A41	211 (only with wiring 35)	Polycarbonate (PC)	Frosted	IK10
A42	211 (only with wiring 35)	Polycarbonate (PC)	Transparent	IK10

### Optics

Cod. X	Type	Lighting classes	Classe IES
4	mod.1 - Fixed	Street lighting.	Full cut-off
9	mod.9 - Fixed	Cycle-pedestrian - mixed area lighting	Full cut-off

- Reflector in sheet aluminum, polished and oxidized. (thickness 1 mm, purity 99.90%).
- Lampholder regulable for a optimal positioning of lamp.
- Height of installation: from 3.5 to 5.5 meters.

### Wirings (Predisposition for lamps with optical and socket)

Cod. YY	Lamps predisposition	W	Optics	Sockets
32	(MT) Metal halide - (ST) Sodium H.P.	70	1 9	E27
33	(MT) Metal halide - (ST) Sodium H.P.	100	1 9	E40
35	(MT) Metal halide - (ST) Sodium H.P.	150	1 9	E40

- Electromagnetic ballast with high efficiency (CELMA class EEI=A3), with thermal protection.
- Electronic ignitor (pulses until to 4.5 kV).
- Power factor correction capacitor.
- Ceramic lamp holders in relation to the type of lamp.
- Electric components on wiring plate easily removable.

### Wirings (Characteristics)

Cod. ZZ	Details
14	Insulation class CL II  - Fuse 250V-T6.3A (5 x 20 mm)

### Note

- Use lamps with efficiency  $\geq$  di 90 lm/W.
- The lamps are not included in the wiring.
- On request can be realized other wiring configurations.

## CONFIGURATION WITH ELECTRONIC WIRINGS

### Screens

Cod. SSS	Light fixture series	Materials	Finiture	Shock R.
E09	210-211-212	Acrylic (PMMA)	Frosted	IK06
E11	210-211-212	Acrylic (PMMA)	Transparent	IK06
E41	211 (only with wiring C6-D6)	Polycarbonate (PC)	Frosted	IK10
E42	211 (only with wiring C6-D6)	Polycarbonate (PC)	Transparent	IK10

### Optics

Cod. X	Type	Lighting classes	Classe IES
4	mod.1 - Fixed	Street lighting.	Full cut-off
9	mod.9 - Fixed	Cycle-pedestrian - mixed area lighting	Full cut-off

- Reflector in sheet aluminum, polished and oxidized. (thickness 1 mm, purity 99.90%).
- Lampholder regulable for a optimal positioning of lamp.
- Height of installation: from 3.5 to 5.5 meters.

### Wirings (Predisposition for lamps with optical and socket)

Cod. YY	Lamps predisposition	W	Optics	Sockets
C4	CPO-TT (Philips)	60	1 9	E27
C5	CPO-TT (Philips)	90	1 9	E40
C6	CPO-TT (Philips)	140	1 9	E40
D4	(ST) Sodium H.P.	70	1 9	E27
D5	(ST) Sodium H.P.	100	1 9	E40
D6	(ST) Sodium H.P.	150	1 9	E40

- Programmable electronic ballast with auto self diagnostics functions, protected against short circuit, over-temperature and over-voltages up to 10 kV (EN61547).
- Estimated life B10 a 80.000 h.
- Ceramic lamp holders in relation to the type of lamp.
- Electric components on wiring plate easily removable.

### Function of electronic ballast

Cod. ZZ	Details
06	DALI - NCL (Neri Costant lumen)
13	NVL6H (automatic control integrated for lighting flux reduction) - 30% for 6 hours

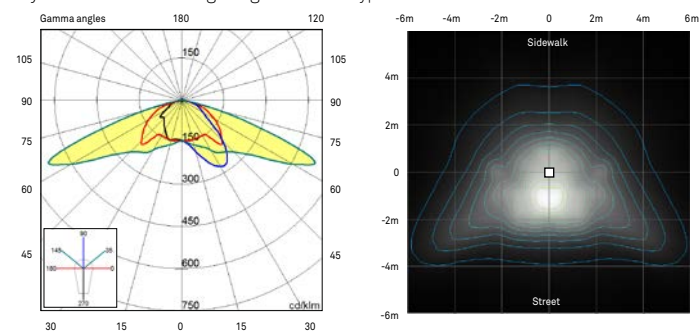
### Note

- Use lamps with efficiency  $\geq$  di 90 lm/W.
- The lamps are not included in the wiring.
- On request can be realized other wiring configurations.

## PHOTOMETRY OF REFERENCE

### Reflector mod. 1 - Transparent screen.

Asymmetric for street lighting - Cut off - Type III



### Reflector mod. 9 - Transparent screen.

Asymmetric forpedestrian/cycle path and mixed area lighting - Cut off - Type II Short

