

## DESCRIPTION

### Dimensions - Area exposed to wind pressure - Weight

Height	Width	Length	Diameter	Area exposed to wind (S)	Weight <sup>(A)</sup>	Weight <sup>(B)</sup>
580 mm			700 mm	0.188 m <sup>2</sup>	12.7 Kg	10.7 Kg

<sup>(A)</sup> Max weight of light fixture with electromagnetic wiring.

<sup>(B)</sup> Max weight of light fixture with electronic wiring.

### Electrical characteristics (electromagnetic wiring)

Voltage	Frequency	IP	Insulation class		Cos $\Phi$	Oper. Temp. °C
230V	50Hz	66	CL II	CL I $\pm$ (on request)	> 0.9	-30... +40

### Electrical characteristics (electronic wiring)

Voltage	Frequency	IP	Insulation class		Cos $\Phi$	Oper. Temp. °C
208-277V	50/60Hz	66	CL II	CL I $\pm$ (on request)	> 0.9	-30... +50

### Conformity

CE	2014/35/UE (LVD)	2014/30/UE (EMC)	2011/65/UE (RoHS)	(ErP)
----	---------------------	---------------------	----------------------	-------

### Mounting system

- Threaded tube G3/4" male in galvanized steel, with inside cable gland PG16.
- Suitable only for suspended mounting.

### Materials

- Die-cast and sheet aluminum (UNI EN 1706).
- Acrylic (PMMA).
- Screws in stainless steel and brass.

### Structure - Main components

- Upper frame composed by an element with bell shape in die-cast aluminum with a visor in aluminum sheet, equipped with threaded tube G3/4" male in galvanized steel for mounting to the support.
- Lower tilting frame with circular shape in die-cast aluminum, for access to the auxiliary and optical compartment, composed of a ring with support function for the screen, the optical system.
- Wiring plate in sheet aluminum, easily removable.
- Neoprene gasket between frames.
- Screen cup shaped in acrylic (PMMA) transparent or frosted.
- Shock resistance: IK06.

### Optics

- Reflector mod. 5 - street lighting. - Installation on the side of street.
- Reflector mod. 7 - Cycle-pedestrian / center street lighting.

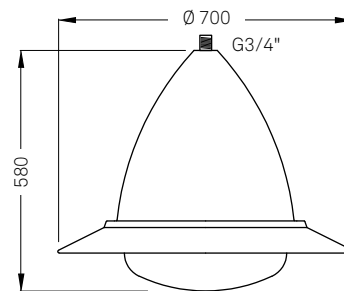
### Operations and maintenance

- To open the light fixture and to access to the wiring and optic compartment, unscrews two knobs and rotate the lower frame.
- Electric auxiliaries individually replaceable.
- During maintenance operations, no part or component is detached from the structure.
- During installation, follow the instructions for the correct optic orientation on the support.
- Periodic maintenance (about once a year) for external cleaning of the structure and screen from dust and smog, and the control of fastening of all screws, must be performed with light fixture switched off and cold.

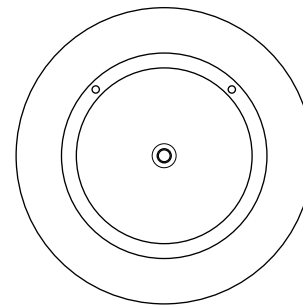
### Painting

- Standard color is metalized matt dark gray, type Neri.
- The ring for support of reflector and screen is white color.
- Other colours of RAL range on request.
- Information about paint steps used on this product in specific technical sheet.

## DRAWINGS AND TECHNICAL INFORMATIONS



Front view



Plan view



Example with frosted screen

### Code construction

To configure the complete code of luminaire, add in sequence after **Serie** code, the others parts of code: Ballast-screen (**SSS**) + Optic (**X**) + Lamp predisposition (**YY**) + Wiring type (**ZZ**). See configurations tables on the following page.

## CONFIGURATION WITH ELECTROMAGNETIC WIRINGS

### Screens

Cod. SSS	Light fixture series	Materials	Finiture	Shock R.
A21	323	Transparent flat glass	Transparent	IK08
A09	320-321-322	Acrylic(PMMA)	Frosted	IK06
A11	320-321-322	Acrylic (PMMA)	Transparent	IK06
A41	321 (only with wiring 36)	Polycarbonate o (PC)	Transparent	IK10
A42	321 (only with wiring 36)	Polycarbonate (PC)	Frosted	IK10

### Optics

Cod. X	Type	Lighting classes	Classe IES
5	mod. 5 - fixed	Street lighting.	Full cut-off
7	mod. 7 - fixed	Cycle-pedestrian-center street lighting	Full cut-off

- Reflector mod. 5 and 7 in pressed aluminum sheet, polished and oxidized (thickness 1 mm - purity 99.90%).
- Lampholder regulable for a optimal positioning of lamp.
- Height of installation: from 5.0 to 9.5 meters.

### Wirings (Predisposition for lamps with optical and socket)

Cod. YY	Lamps predisposition	W	Optics	Sockets
32	(MT) Metal halide - (ST) Sodium H.P.	70	5 7	E27
33	(MT) Metal halide - (ST) Sodium H.P.	100	5 7	E40
35	(MT) Metal halide - (ST) Sodium H.P.	150	5 7	E40
36	(MT) Metal halide - (ST) Sodium H.P.	250	5 7	E40

- Electromagnetic ballast with high efficiency (CELMA class EEI=A3 ), with thermal protection .
- Electronic ignitor (pulses until to 4.5 KV).
- Power factor correction capacitor.
- Ceramic lamp holders in relation to the type of lamp.
- Electric components on wiring plate easily removable with plug-in connections.
- Automatic disconnecter when extracting the wiring plate.
- Terminal board for cables with max section of 2,5 mm<sup>2</sup>.

### Wirings (Characteristics)

Cod. ZZ	Details
14	Insulation class CL II  - Fuse 400V-6.0A gG (8.5 x 31.5 mm) - Disconnecter

### Note

- Use lamps with efficiency  $\geq$  di 90 lm/W. The lamps are not included in the wiring.
- On request can be realized other wiring configurations.

## CONFIGURATION WITH ELECTRONIC WIRINGS

### Screens

Cod. SSS	Light fixture series	Materials	Finiture	Shock R.
E21	323	Tempered flat glass	Transparent	IK08
E09	320-321-322	Acrylic (PMMA)	Frosted	IK06
E11	320-321-322	Acrylic (PMMA)	Transparent	IK06

### Optics

Cod. X	Type	Lighting classes	Classe IES
5	mod. 5 - fixed	Street lighting.	Full cut-off
7	mod. 7 - fixed	Cycle-pedestrian-center street lighting	Full cut-off

- Reflector mod. 5 and 7 in pressed aluminum sheet, polished and oxidized (thickness 1 mm - purity 99.90%).
- Lampholder regulable for a optimal positioning of lamp.
- Height of installation: from 5.0 to 9.5 meters.

### Wirings (Predisposition for lamps with optical and socket)

Cod. YY	Lamps predisposition	W	Optics	Sockets
C5	CPO-TT (Philips)	90	5 7	E40
C6	CPO-TT (Philips)	140	5 7	E40
D5	(ST) Sodium H.P.	100	5 7	E40
D6	(ST) Sodium H.P.	150	5 7	E40

- Programmable electronic ballast with auto self diagnostics functions, protected against short circuit, over-temperature and over-voltages up to 10 kV (EN61547).
- Estimated life B10 a 80.000 h.
- Ceramic lamp holders in relation to the type of lamp.
- Electric components on wiring plate easily removable with plug-in connections.
- Automatic disconnecter when extracting the wiring plate.
- Terminal board for cables with max section of 2,5 mm<sup>2</sup>.

### Function of electronic ballast

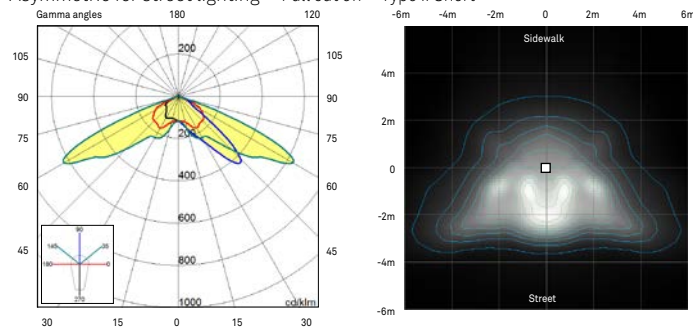
Cod. ZZ	Details
06	DALI - NCL (Neri Costant lumen)
13	NVL6H (automatic control integrated for lighting flux reduction) - 30% for 6 hours

### Note

- Use lamps with efficiency  $\geq$  di 90 lm/W. The lamps are not included in the wiring.
- On request can be realized other wiring configurations.

### Reflector mod. 5 - Transparent flat screen.

Asymmetric for street lighting - Full cut off - Type II Short



### Reflector mod. 7 - Transparent flat screen.

Asymmetric for street centre lighting or cyclepath lighting - Full cut off - Type I Short.

