

DESCRIPTION**Product benefits**

- LED Current < 400 mA
- Tool-less opening
- Standard surge protection for differential/common mode 10kV/10kV
- Wide range of optical lighting distributions (on request)
- Main body in die-cast aluminum
- Automatic disconnection switch on opening.
- Shield in extra-clear and prismatic tempered glass
- House side shield

Compliance

- ENEC safety mark.
- In compliance with EN 60598-1; EN 60598-2-3; EN 62031; EN 55015 EMC; EN 61547 EMC; EN 61000-3-2/3; IEC/TR 62778.

**Dimensions - Area - Weight**

Height	Width	Length	Weight	IP	IK	Area exposed to wind
686 mm	393 mm	393 mm	9.1 kg	66	09	0.08 m ²

Electrical characteristics

Voltage	Frequency	Cos ϕ	Insulation class	Operative Temp.
220-240V	50-60Hz	>0.9	CL II	-25°C / Ta*

- * Ta +50°C | 1.500lm-4.500lm, CCT 3000K/4000K
- Ta +25°C | 6.000lm-7.500lm, CCT 3000K/4000K

- Classe I of insulation on request.

Connection

- Post top: flange with center hole Ø 28mm for fastening to the support.

Materials

- Die-cast aluminium (UNI EN 1706).
- Extra clear transparent and prismatic tempered flat glass.
- Polycarbonate.
- Stainless steel fasteners.

Structure - Main components

- Tilting upper square frame made in die-cast aluminum.
- Bottom frame made in die-cast aluminum with four curved bracket with flange and a hole (Ø 28 mm) for attachment to the support.
- Shield in flat tempered glass with impact resistance (EN 62262) IK09 (transparent glass) and IK07 (prismatic glass).
- White internal reflector.
- Silicone gasket between the upper and lower frames.
- Dedicated space for any surge protection devices or remote control systems.

Electrical Auxiliaries

- Electronic power supply with short-circuit, overtemperature and overvoltage protection with estimated life time B10 at 100,000 h.
- Automatic disconnection switch on opening.
- Terminal block for cables with max. 2.5 mm² cross-section.
- Standard surge protection for differential/common mode 10kV/10kV (CL I, CL II).

Operations - Maintenance

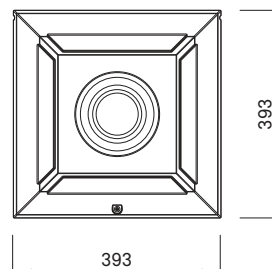
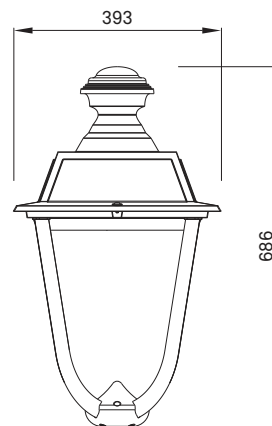
- Tool-less opening.
- Periodic maintenance for external cleaning of the structure and the screen from dust and smog and for checking the tightening of the product - refer to the product installation and maintenance manual-.
- It is the responsibility of the installer to ensure correct installation and electrical connection in accordance with applicable regulations.

Painting

- Standard colors: Neri grey, pure white (RAL9010), jet black (RAL9005), moss green (RAL6005), white aluminium (RAL9006), grey aluminium (RAL9007).
- Painting cycles (see specific sheet).

Accessories

- Zhaga connector.
- NEMA Socket (3 or 7 pin).
- Power cable with quick connector.

DRAWINGS

DESCRIPTION

Optic configuration - Transparent screen

Lighting distribution	Distribution type	LOR*	ULOR
Type II - D	Asymmetric	100%	0%
Type III - B	Asymmetric	100%	0%
Type III - C	Asymmetric	100%	0%
Type III - H	Asymmetric	100%	0%

* optical efficiency of the device due to physical shielding.
- Modular (2 X 2) refractive lens in PMMA.
- Maximum luminous intensity class $\gamma \geq 90^\circ$: < 0.49 cd/klm.
- Wide range of optical lighting distributions (on request).

Luminous Flux - 3000K, T_q=25°C

System**			LED Module			
lm	W	lm/W	n.LED	mA	W	lm/W
1500	13.3	112	16	2 x 117	10.0	149
2500	21.2	118	16	2 x 200	17.4	144
3500	27.9	125	24	2 x 186	24.2	145
4500	35.8	126	24	2 x 243	32.0	141
6000	48.4	124	32	2 x 243	42.7	141
7500	61.1	123	32	2 x 309	55.0	136

Luminous Flux - 4000K, T_q=25°C

System**			LED Module			
lm	W	lm/W	n.LED	mA	W	lm/W
1500	12.7	118	16	2 x 111	9.5	158
2500	20.2	124	16	2 x 190	16.5	152
3500	26.7	131	24	2 x 176	22.9	153
4500	34.0	132	24	2 x 230	30.2	149
6000	46.0	130	32	2 x 230	40.3	149
7500	57.9	130	32	2 x 293	51.9	145

** The energetic values in the table are referred to the LED + Power supply.
- CCT 2200K and 2700K on request.
- LED type: Lumileds Luxeon 5050
Source efficiency LED: 164 lm/W @ T_j=25°C, 800 mA, 3000K
Source efficiency LED: 169 lm/W @ T_j=25°C, 800 mA, 4000K
- Life time specification for gradual light output degradation (EN 62722-2-1, LM80 data) 100,000h L90B10 (T_q = 25°C)
- Colour Rendering Index: ≥ 80 (70 on request)
- Angular color uniformity $\Delta u'v' \leq 0.003$
- Photobiological risk: (IEC/TR 62778): RG1 Unlimited

Driver

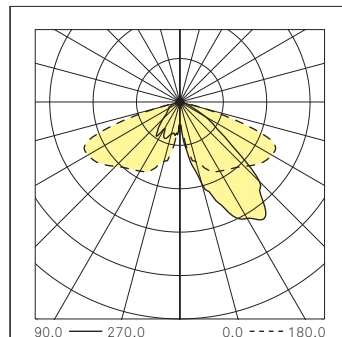
Driver functions

ON-OFF + NCL (On-Off + Neri Constant Lumen)**1-10V + NCL** (Analogic control + Neri Constant Lumen)**AmpDim + NCL** (Flux regulator + Neri Constant Lumen)**DALI + NCL** (Digital control + Neri Constant Lumen)**NVL6H + NCL** (Autodimming -30% x 6h + Neri Constant Lumen)**Zhaga connector-D4i**

POLAR DIAGRAMS

Type II - D

Luminous intensity class G*3



CIE flux code

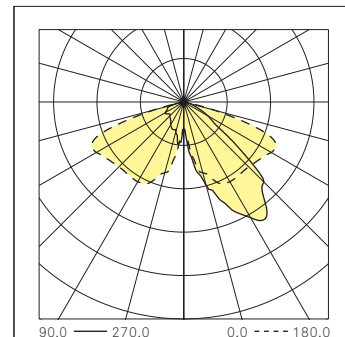
N.1 N.2 N.3 N.4 N.5

37 75 98 100 100



Type III - B

Luminous intensity class G*4



CIE flux code

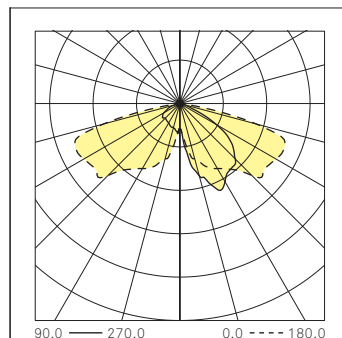
N.1 N.2 N.3 N.4 N.5

38 75 97 100 100



Type III - C

Luminous intensity class G*2



CIE flux code

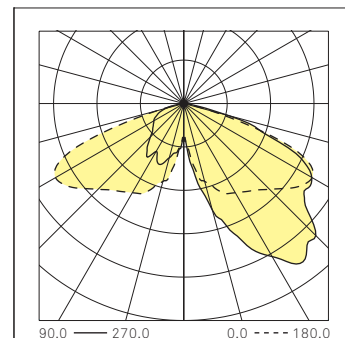
N.1 N.2 N.3 N.4 N.5

32 68 95 100 100



Type III - H

Luminous intensity class G*4



CIE flux code

N.1 N.2 N.3 N.4 N.5

31 69 96 100 100



DESCRIPTION

Optic configuration - Transparent screen

Lighting distribution	Distribution type	LOR*	ULOR
Type IV - A	Forward throw	100%	0%
Type IV - C	Forward throw	100%	0%
Type I - A	Center road	100%	0%
Type V - A	Rotosymmetric	100%	0%

* optical efficiency of the device due to physical shielding.
- Modular (2 X 2) refractive lens in PMMA.
- Maximum luminous intensity class $\gamma \geq 90^\circ$: < 0.49 cd/klm.
- Wide range of optical lighting distributions (on request).

Luminous Flux - 3000K, T_q=25°C

System**			LED Module			
lm	W	lm/W	n.LED	mA	W	lm/W
1500	13.3	112	16	2 x 117	10.0	149
2500	21.2	118	16	2 x 200	17.4	144
3500	27.9	125	24	2 x 186	24.2	145
4500	35.8	126	24	2 x 243	32.0	141
6000	48.4	124	32	2 x 243	42.7	141
7500	61.1	123	32	2 x 309	55.0	136

Luminous Flux - 4000K, T_q=25°C

System**			LED Module			
lm	W	lm/W	n.LED	mA	W	lm/W
1500	12.7	118	16	2 x 111	9.5	158
2500	20.2	124	16	2 x 190	16.5	152
3500	26.7	131	24	2 x 176	22.9	153
4500	34.0	132	24	2 x 230	30.2	149
6000	46.0	130	32	2 x 230	40.3	149
7500	57.9	130	32	2 x 293	51.9	145

** The energetic values in the table are referred to the LED + Power supply.
- CCT 2200K and 2700K on request.
- LED type: Lumileds Luxeon 5050
Source efficiency LED: 164 lm/W @ T_j=25°C, 800 mA, 3000K
Source efficiency LED: 169 lm/W @ T_j=25°C, 800 mA, 4000K
- Life time specification for gradual light output degradation (EN 62722-2-1, LM80 data) 100,000h L90B10 (T_q = 25°C)
- Colour Rendering Index: ≥ 70 (80 on request)
- Angular color uniformity $\Delta u'v' \leq 0.003$
- Photobiological risk: (IEC/TR 62778): RG1 Unlimited

Driver

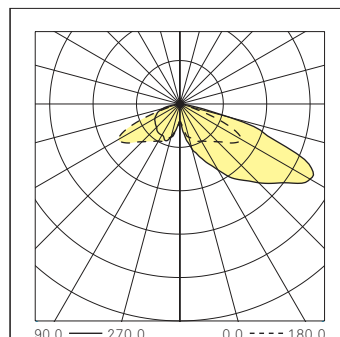
Driver functions

ON-OFF + NCL (On-Off + Neri Constant Lumen)**1-10V + NCL** (Analogic control + Neri Constant Lumen)**AmpDim + NCL** (Flux regulator + Neri Constant Lumen)**DALI + NCL** (Digital control + Neri Constant Lumen)**NVL6H + NCL** (Autodimming -30% x 6h + Neri Constant Lumen)**Zhaga connector-D4i**

POLAR DIAGRAMS

Type IV - A

Luminous intensity class G*3



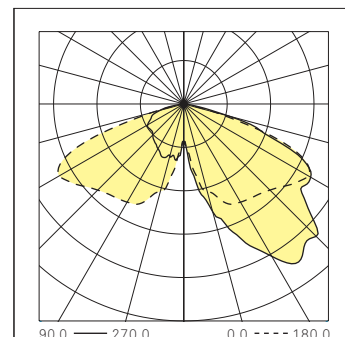
CIE flux code

N.1	N.2	N.3	N.4	N.5
25	62	95	100	100



Type IV - C

Luminous intensity class G*4



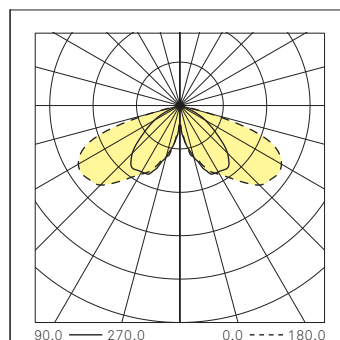
CIE flux code

N.1	N.2	N.3	N.4	N.5
32	69	96	100	100



Type I - A

Luminous intensity class G*6



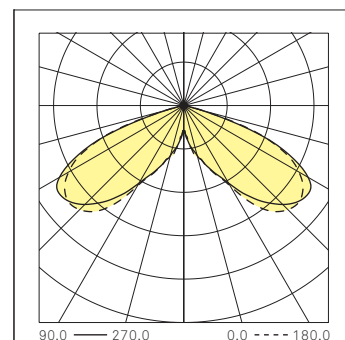
CIE flux code

N.1	N.2	N.3	N.4	N.5
36	79	99	100	100



Type V - A

Luminous intensity class G*6



CIE flux code

N.1	N.2	N.3	N.4	N.5
24	67	97	100	100



DESCRIPTION

Optic configuration - Transparent prismatic

Lighting distribution	Distribution type	LOR*	ULOR
Type II - D	Asymmetric	100%	0%
Type III - B	Asymmetric	100%	0%
Type III - C	Asymmetric	100%	0%
Type III - H	Asymmetric	100%	0%

* optical efficiency of the device due to physical shielding.
- Modular (2 X 2) refractive lens in PMMA.
- Maximum luminous intensity class $\gamma \geq 90^\circ$: < 0.49 cd/klm.
- Wide range of optical lighting distributions (on request).

Luminous Flux - 3000K, Tq=25°C

System**			LED Module			
lm	W	lm/W	n.LED	mA	W	lm/W
1500	14.0	107	16	2 x 124	10.6	141
2500	22.2	112	16	2 x 212	18.5	135
3500	30.7	114	16	2 x 304	27.0	130
4500	37.9	119	24	2 x 257	34.0	132
6000	53.1	113	24	2 x 352	47.3	127
7500	64.7	116	32	2 x 328	58.5	128

Luminous Flux - 4000K, Tq=25°C

System**			LED Module			
lm	W	lm/W	n.LED	mA	W	lm/W
1500	13.4	112	16	2 x 118	10.1	149
2500	21.2	118	16	2 x 200	17.5	143
3500	28.0	125	24	2 x 186	24.3	144
4500	35.9	125	24	2 x 243	32.1	140
6000	48.5	124	32	2 x 243	42.8	140
7500	61.2	122	32	2 x 310	55.1	136

** The energetic values in the table are referred to the LED + Power supply.
- CCT 2200K and 2700K on request.
- LED type: Lumileds Luxeon 5050
Source efficiency LED: 164 lm/W @ Tj=25°C, 800 mA, 3000K
Source efficiency LED: 169 lm/W @ Tj=25°C, 800 mA, 4000K
- Life time specification for gradual light output degradation (EN 62722-2-1, LM80 data) 100,000h L90B10 (Tq = 25°C)
- Colour Rendering Index: ≥ 80 (70 on request)
- Angular color uniformity $\Delta u'v' \leq 0.003$
- Photobiological risk: (IEC/TR 62778): RG1 Unlimited

Driver

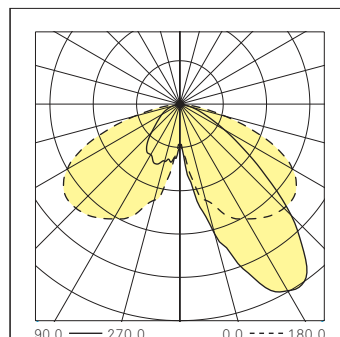
Driver functions

ON-OFF + NCL (On-Off + Neri Constant Lumen)**1-10V + NCL** (Analogic control + Neri Constant Lumen)**AmpDim + NCL** (Flux regulator + Neri Constant Lumen)**DALI + NCL** (Digital control + Neri Constant Lumen)**NVL6H + NCL** (Autodimming -30% x 6h + Neri Constant Lumen)**Zhaga connector-D4i**

POLAR DIAGRAMS

Type II - D

Luminous intensity class G*3



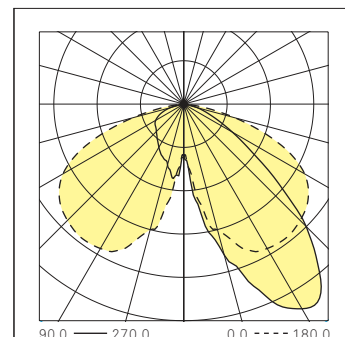
CIE flux code

N.1	N.2	N.3	N.4	N.5
37	75	98	100	100



Type III - B

Luminous intensity class G*4



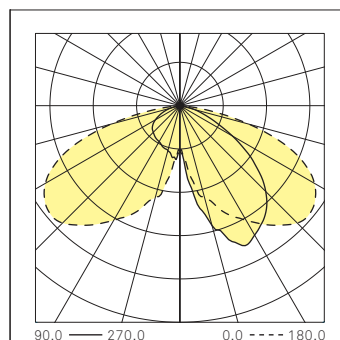
CIE flux code

N.1	N.2	N.3	N.4	N.5
38	75	97	100	100



Type III - C

Luminous intensity class G*2



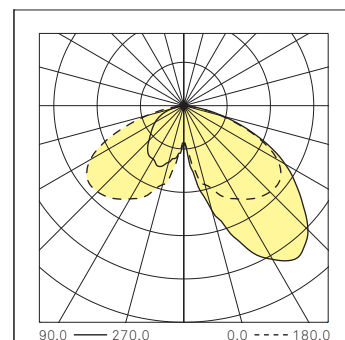
CIE flux code

N.1	N.2	N.3	N.4	N.5
32	68	95	100	100



Type III - H

Luminous intensity class G*4



CIE flux code

N.1	N.2	N.3	N.4	N.5
31	69	96	100	100



DESCRIPTION

Optic configuration - Transparent prismatic

Lighting distribution	Distribution type	LOR*	ULOR
Type IV - A	Forward throw	100%	0%
Type IV - C	Forward throw	100%	0%
Type I - A	Center road	100%	0%
Type V - A	Rotosymmetric	100%	0%

* optical efficiency of the device due to physical shielding.
- Modular (2 X 2) refractive lens in PMMA.
- Maximum luminous intensity class $\gamma \geq 90^\circ$: < 0.49 cd/klm.
- Wide range of optical lighting distributions (on request).

Luminous Flux - 3000K, Tq=25°C

System**			LED Module			
lm	W	lm/W	n.LED	mA	W	lm/W
1500	14.0	107	16	2 x 124	10.6	141
2500	22.2	112	16	2 x 212	18.5	135
3500	30.7	114	16	2 x 304	27.0	130
4500	37.9	119	24	2 x 257	34.0	132
6000	53.1	113	24	2 x 352	47.3	127
7500	64.7	116	32	2 x 328	58.5	128

Luminous Flux - 4000K, Tq=25°C

System**			LED Module			
lm	W	lm/W	n.LED	mA	W	lm/W
1500	13.4	112	16	2 x 118	10.1	149
2500	21.2	118	16	2 x 200	17.5	143
3500	28.0	125	24	2 x 186	24.3	144
4500	35.9	125	24	2 x 243	32.1	140
6000	48.5	124	32	2 x 243	42.8	140
7500	61.2	122	32	2 x 310	55.1	136

** The energetic values in the table are referred to the LED + Power supply.
- CCT 2200K and 2700K on request.
- LED type: Lumileds Luxeon 5050
Source efficiency LED: 164 lm/W @ Tj=25°C, 800 mA, 3000K
Source efficiency LED: 169 lm/W @ Tj=25°C, 800 mA, 4000K
- Life time specification for gradual light output degradation (EN 62722-2-1, LM80 data) 100,000h L90B10 (Tq = 25°C)
- Colour Rendering Index: ≥ 70 (80 on request)
- Angular color uniformity $\Delta u'v' \leq 0.003$
- Photobiological risk: (IEC/TR 62778): RG1 Unlimited

Driver

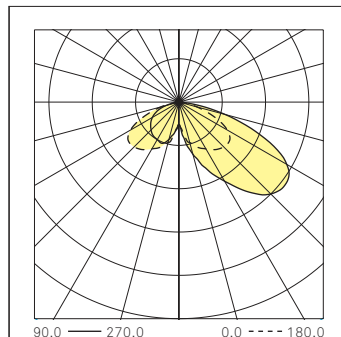
Driver functions

ON-OFF + NCL (On-Off + Neri Constant Lumen)**1-10V + NCL** (Analogic control + Neri Constant Lumen)**AmpDim + NCL** (Flux regulator + Neri Constant Lumen)**DALI + NCL** (Digital control + Neri Constant Lumen)**NVL6H + NCL** (Autodimming -30% x 6h + Neri Constant Lumen)**Zhaga connector-D4i**

POLAR DIAGRAMS

Type IV - A

Luminous intensity class G*3



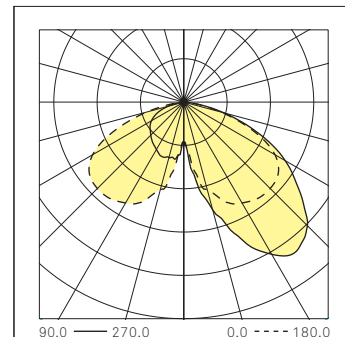
CIE flux code

N.1	N.2	N.3	N.4	N.5
25	62	95	100	100



Type IV - C

Luminous intensity class G*4



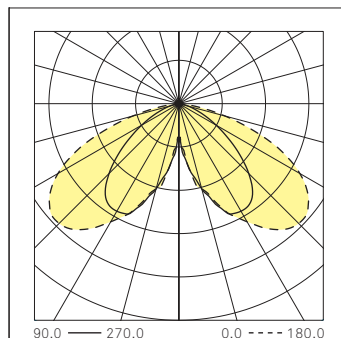
CIE flux code

N.1	N.2	N.3	N.4	N.5
32	69	96	100	100



Type I - A

Luminous intensity class G*6



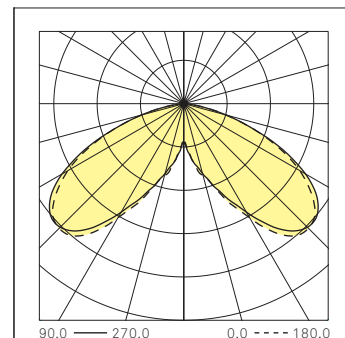
CIE flux code

N.1	N.2	N.3	N.4	N.5
36	79	99	100	100



Type V - A

Luminous intensity class G*6



CIE flux code

N.1	N.2	N.3	N.4	N.5
24	67	97	100	100



DESCRIPTION

Product benefits

- LED Current < 400 mA
- Tool-less opening
- Standard surge protection for differential/common mode 10kV/10kV
- Wide range of optical lighting distributions (on request)
- Main body in die-cast aluminum
- Automatic disconnection switch on opening.
- Shield in extra-clear and prismatic tempered glass
- House side shield

Compliance

- ENEC safety mark.
- In compliance with EN 60598-1; EN 60598-2-3; EN 62031; EN 55015 EMC; EN 61547 EMC; EN 61000-3-2/3; IEC/TR 62778.



Dimensions - Area - Weight

Height	Width	Lenght	Weight	IP	IK	Area exposed to wind
781 mm	393 mm	393 mm	9.6 kg	66	09	0.08 m ²

Electrical characteristics

Voltage	Frequency	Cos ϕ	Insulation class	Operative Temp.
220-240V	50-60Hz	>0.9	CL II	-25°C / Ta*

* Ta +50°C | 1.500lm-4.500lm, CCT 3000K/4000K
Ta +25°C | 6.000lm-7.500lm, CCT 3000K/4000K

- Classe I of insulation on request.

Connection

- Suspended: G3/4" threaded connection.

Materials

- Die-cast aluminium (UNI EN 1706).
- Extra clear transparent and prismatic tempered flat glass.
- Polycarbonate.
- Stainless steel fasteners.

Structure - Main components

- Tilting upper square frame made in die-cast aluminum.
- Bottom frame made in die-cast aluminum with four curved bracket.
- Shield in flat tempered glass with impact resistance (EN 62262) IK09 (transparent glass) and IK07 (prismatic glass).
- White internal reflector.
- Silicone gasket between the upper and lower frames.
- Dedicated space for any surge protection devices or remote control systems.

Electrical Auxiliaries

- Electronic power supply with short-circuit, overtemperature and overvoltage protection with estimated life time B10 at 100,000 h.
- Automatic disconnection switch on opening.
- Terminal block for cables with max. 2.5 mm² cross-section.
- Standard surge protection for differential/common mode 10kV/10kV (CL I, CL II).

Operations - Maintenance

- Tool-less opening.
- Periodic maintenance for external cleaning of the structure and the screen from dust and smog and for checking the tightening of the product - refer to the product installation and maintenance manual-
- It is the responsibility of the installer to ensure correct installation and electrical connection in accordance with applicable regulations.

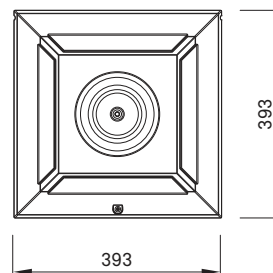
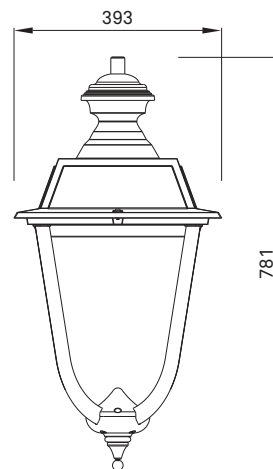
Painting

- Standard colors: Neri grey, pure white (RAL9010), jet black (RAL9005), moss green (RAL6005), white aluminium (RAL9006), grey aluminium (RAL9007).
- Painting cycles (see specific sheet).

Accessories

- Zhaga connector.
- Power cable with quick connector.

DRAWINGS



DESCRIPTION

Optic configuration - Transparent screen

Lighting distribution	Distribution type	LOR*	ULOR
Type II - D	Asymmetric	100%	0%
Type III - B	Asymmetric	100%	0%
Type III - C	Asymmetric	100%	0%
Type III - H	Asymmetric	100%	0%

* optical efficiency of the device due to physical shielding.
- Modular (2 X 2) refractive lens in PMMA.
- Maximum luminous intensity class $\gamma \geq 90^\circ$: < 0.49 cd/klm.
- Wide range of optical lighting distributions (on request).

Luminous Flux - 3000K, Tq=25°C

System**		LED Module				
lm	W	lm/W	n.LED	mA	W	lm/W
1500	13.3	112	16	2 x 117	10.0	149
2500	21.2	118	16	2 x 200	17.4	144
3500	27.9	125	24	2 x 186	24.2	145
4500	35.8	126	24	2 x 243	32.0	141
6000	48.4	124	32	2 x 243	42.7	141
7500	61.1	123	32	2 x 309	55.0	136

Luminous Flux - 4000K, Tq=25°C

System**		LED Module				
lm	W	lm/W	n.LED	mA	W	lm/W
1500	12.7	118	16	2 x 111	9.5	158
2500	20.2	124	16	2 x 190	16.5	152
3500	26.7	131	24	2 x 176	22.9	153
4500	34.0	132	24	2 x 230	30.2	149
6000	46.0	130	32	2 x 230	40.3	149
7500	57.9	130	32	2 x 293	51.9	145

** The energetic values in the table are referred to the LED + Power supply.
- CCT 2200K and 2700K on request.
- LED type: Lumileds Luxeon 5050
Source efficiency LED: 164 lm/W @ Tj=25°C, 800 mA, 3000K
Source efficiency LED: 169 lm/W @ Tj=25°C, 800 mA, 4000K
- Life time specification for gradual light output degradation (EN 62722-2-1, LM80 data) 100,000h L90B10 (Tq = 25°C)
- Colour Rendering Index: ≥ 80 (70 on request)
- Angular color uniformity $\Delta u'v' \leq 0.003$
- Photobiological risk: (IEC/TR 62778): RG1 Unlimited

Driver

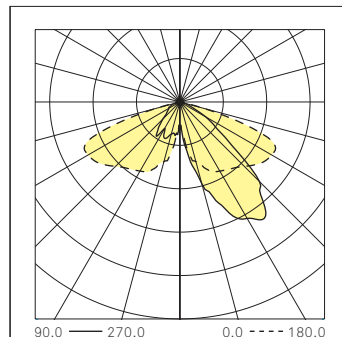
Driver functions

ON-OFF + NCL (On-Off + Neri Constant Lumen)**1-10V + NCL** (Analogic control + Neri Constant Lumen)**AmpDim + NCL** (Flux regulator + Neri Constant Lumen)**DALI + NCL** (Digital control + Neri Constant Lumen)**NVL6H + NCL** (Autodimming -30% x 6h + Neri Constant Lumen)**Zhaga connector-D4i**

POLAR DIAGRAMS

Type II - D

Luminous intensity class G*3



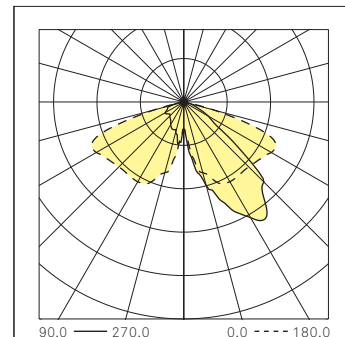
CIE flux code

N.1	N.2	N.3	N.4	N.5
37	75	98	100	100



Type III - B

Luminous intensity class G*4



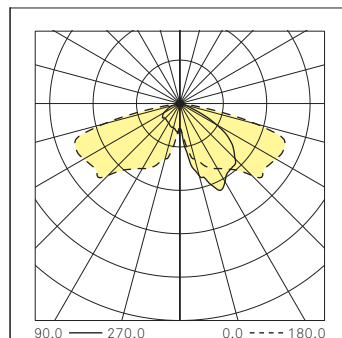
CIE flux code

N.1	N.2	N.3	N.4	N.5
38	75	97	100	100



Type III - C

Luminous intensity class G*2



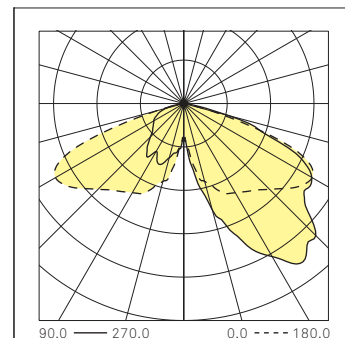
CIE flux code

N.1	N.2	N.3	N.4	N.5
32	68	95	100	100



Type III - H

Luminous intensity class G*4



CIE flux code

N.1	N.2	N.3	N.4	N.5
31	69	96	100	100



DESCRIPTION

Optic configuration - Transparent screen

Lighting distribution	Distribution type	LOR*	ULOR
Type IV - A	Forward throw	100%	0%
Type IV - C	Forward throw	100%	0%
Type I - A	Center road	100%	0%
Type V - A	Rotosymmetric	100%	0%

* optical efficiency of the device due to physical shielding.
- Modular (2 X 2) refractive lens in PMMA.
- Maximum luminous intensity class $\gamma \geq 90^\circ$: < 0.49 cd/klm.
- Wide range of optical lighting distributions (on request).

Luminous Flux - 3000K, T_q=25°C

System**			LED Module			
lm	W	lm/W	n.LED	mA	W	lm/W
1500	13.3	112	16	2 x 117	10.0	149
2500	21.2	118	16	2 x 200	17.4	144
3500	27.9	125	24	2 x 186	24.2	145
4500	35.8	126	24	2 x 243	32.0	141
6000	48.4	124	32	2 x 243	42.7	141
7500	61.1	123	32	2 x 309	55.0	136

Luminous Flux - 4000K, T_q=25°C

System**			LED Module			
lm	W	lm/W	n.LED	mA	W	lm/W
1500	12.7	118	16	2 x 111	9.5	158
2500	20.2	124	16	2 x 190	16.5	152
3500	26.7	131	24	2 x 176	22.9	153
4500	34.0	132	24	2 x 230	30.2	149
6000	46.0	130	32	2 x 230	40.3	149
7500	57.9	130	32	2 x 293	51.9	145

** The energetic values in the table are referred to the LED + Power supply.
- CCT 2200K and 2700K on request.
- LED type: Lumileds Luxeon 5050
Source efficiency LED: 164 lm/W @ T_j=25°C, 800 mA, 3000K
Source efficiency LED: 169 lm/W @ T_j=25°C, 800 mA, 4000K
- Life time specification for gradual light output degradation (EN 62722-2-1, LM80 data) 100,000h L90B10 (T_q = 25°C)
- Colour Rendering Index: ≥ 70 (80 on request)
- Angular color uniformity $\Delta u'v' \leq 0.003$
- Photobiological risk: (IEC/TR 62778): RG1 Unlimited

Driver

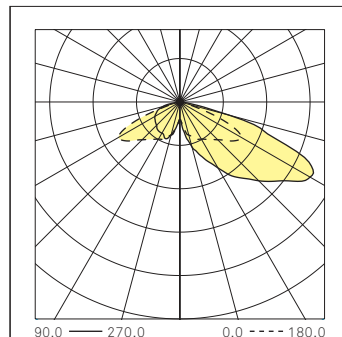
Driver functions

ON-OFF + NCL (On-Off + Neri Constant Lumen)**1-10V + NCL** (Analogic control + Neri Constant Lumen)**AmpDim + NCL** (Flux regulator + Neri Constant Lumen)**DALI + NCL** (Digital control + Neri Constant Lumen)**NVL6H + NCL** (Autodimming -30% x 6h + Neri Constant Lumen)**Zhaga connector-D4i**

POLAR DIAGRAMS

Type IV - A

Luminous intensity class G*3



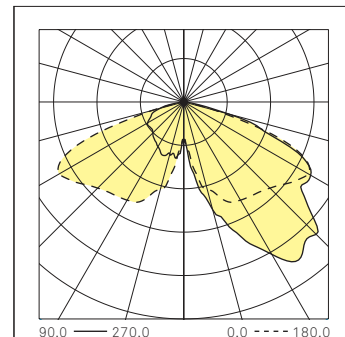
CIE flux code

N.1	N.2	N.3	N.4	N.5
25	62	95	100	100



Type IV - C

Luminous intensity class G*4



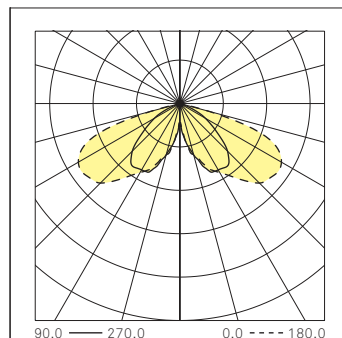
CIE flux code

N.1	N.2	N.3	N.4	N.5
32	69	96	100	100



Type I - A

Luminous intensity class G*6



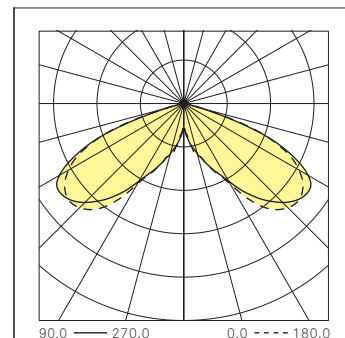
CIE flux code

N.1	N.2	N.3	N.4	N.5
36	79	99	100	100



Type V - A

Luminous intensity class G*6



CIE flux code

N.1	N.2	N.3	N.4	N.5
24	67	97	100	100



DESCRIPTION

Optic configuration - Transparent prismatic

Lighting distribution	Distribution type	LOR*	ULOR
Type II - D	Asymmetric	100%	0%
Type III - B	Asymmetric	100%	0%
Type III - C	Asymmetric	100%	0%
Type III - H	Asymmetric	100%	0%

* optical efficiency of the device due to physical shielding.
- Modular (2 X 2) refractive lens in PMMA.
- Maximum luminous intensity class $\gamma \geq 90^\circ$: < 0.49 cd/klm.
- Wide range of optical lighting distributions (on request).

Luminous Flux - 3000K, Tq=25°C

System**			LED Module			
lm	W	lm/W	n.LED	mA	W	lm/W
1500	14.0	107	16	2 x 124	10.6	141
2500	22.2	112	16	2 x 212	18.5	135
3500	30.7	114	16	2 x 304	27.0	130
4500	37.9	119	24	2 x 257	34.0	132
6000	53.1	113	24	2 x 352	47.3	127
7500	64.7	116	32	2 x 328	58.5	128

Luminous Flux - 4000K, Tq=25°C

System**			LED Module			
lm	W	lm/W	n.LED	mA	W	lm/W
1500	13.4	112	16	2 x 118	10.1	149
2500	21.2	118	16	2 x 200	17.5	143
3500	28.0	125	24	2 x 186	24.3	144
4500	35.9	125	24	2 x 243	32.1	140
6000	48.5	124	32	2 x 243	42.8	140
7500	61.2	122	32	2 x 310	55.1	136

** The energetic values in the table are referred to the LED + Power supply.
- CCT 2200K and 2700K on request.
- LED type: Lumileds Luxeon 5050
Source efficiency LED: 164 lm/W @ Tj=25°C, 800 mA, 3000K
Source efficiency LED: 169 lm/W @ Tj=25°C, 800 mA, 4000K
- Life time specification for gradual light output degradation (EN 62722-2-1, LM80 data) 100,000h L90B10 (Tq = 25°C)
- Colour Rendering Index: ≥ 80 (70 on request)
- Angular color uniformity $\Delta u'v' \leq 0.003$
- Photobiological risk: (IEC/TR 62778): RG1 Unlimited

Driver

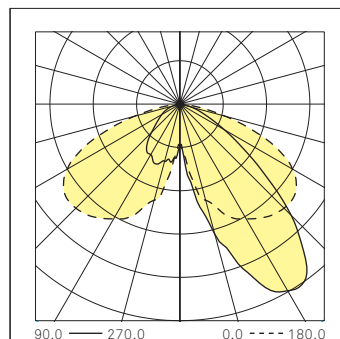
Driver functions

ON-OFF + NCL (On-Off + Neri Constant Lumen)**1-10V + NCL** (Analogic control + Neri Constant Lumen)**AmpDim + NCL** (Flux regulator + Neri Constant Lumen)**DALI + NCL** (Digital control + Neri Constant Lumen)**NVL6H + NCL** (Autodimming -30% x 6h + Neri Constant Lumen)**Zhaga connector-D4i**

POLAR DIAGRAMS

Type II - D

Luminous intensity class G*3



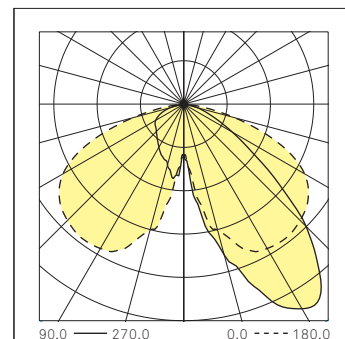
CIE flux code

N.1	N.2	N.3	N.4	N.5
37	75	98	100	100



Type III - B

Luminous intensity class G*4



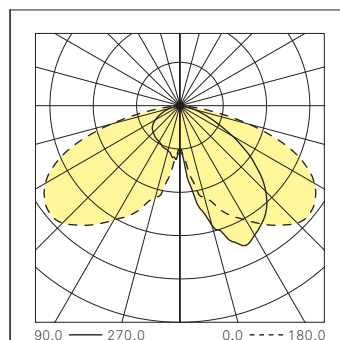
CIE flux code

N.1	N.2	N.3	N.4	N.5
38	75	97	100	100



Type III - C

Luminous intensity class G*2



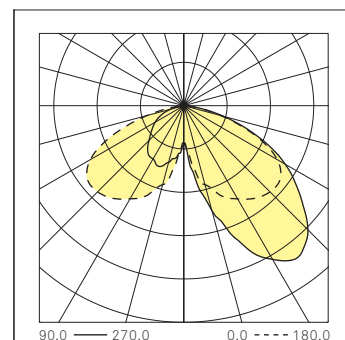
CIE flux code

N.1	N.2	N.3	N.4	N.5
32	68	95	100	100



Type III - H

Luminous intensity class G*4



CIE flux code

N.1	N.2	N.3	N.4	N.5
31	69	96	100	100



DESCRIPTION

Optic configuration - Transparent prismatic

Lighting distribution	Distribution type	LOR*	ULOR
Type IV - A	Forward throw	100%	0%
Type IV - C	Forward throw	100%	0%
Type I - A	Center road	100%	0%
Type V - A	Rotosymmetric	100%	0%

* optical efficiency of the device due to physical shielding.
- Modular (2 X 2) refractive lens in PMMA.
- Maximum luminous intensity class $\gamma \geq 90^\circ$: < 0.49 cd/klm.
- Wide range of optical lighting distributions (on request).

Luminous Flux - 3000K, T_q=25°C

System**			LED Module			
lm	W	lm/W	n.LED	mA	W	lm/W
1500	14.0	107	16	2 x 124	10.6	141
2500	22.2	112	16	2 x 212	18.5	135
3500	30.7	114	16	2 x 304	27.0	130
4500	37.9	119	24	2 x 257	34.0	132
6000	53.1	113	24	2 x 352	47.3	127
7500	64.7	116	32	2 x 328	58.5	128

Luminous Flux - 4000K, T_q=25°C

System**			LED Module			
lm	W	lm/W	n.LED	mA	W	lm/W
1500	13.4	112	16	2 x 118	10.1	149
2500	21.2	118	16	2 x 200	17.5	143
3500	28.0	125	24	2 x 186	24.3	144
4500	35.9	125	24	2 x 243	32.1	140
6000	48.5	124	32	2 x 243	42.8	140
7500	61.2	122	32	2 x 310	55.1	136

** The energetic values in the table are referred to the LED + Power supply.
- CCT 2200K and 2700K on request.
- LED type: Lumileds Luxeon 5050
Source efficiency LED: 164 lm/W @ T_j=25°C, 800 mA, 3000K
Source efficiency LED: 169 lm/W @ T_j=25°C, 800 mA, 4000K
- Life time specification for gradual light output degradation (EN 62722-2-1, LM80 data) 100,000h L90B10 (T_q = 25°C)
- Colour Rendering Index: ≥ 70 (80 on request)
- Angular color uniformity $\Delta u'v' \leq 0.003$
- Photobiological risk: (IEC/TR 62778): RG1 Unlimited

Driver

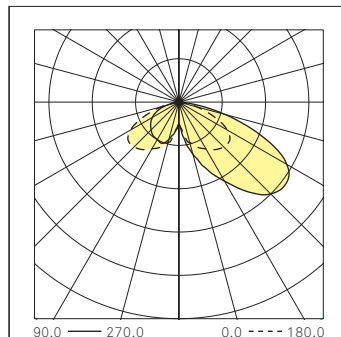
Driver functions

ON-OFF + NCL (On-Off + Neri Constant Lumen)**1-10V + NCL** (Analogic control + Neri Constant Lumen)**AmpDim + NCL** (Flux regulator + Neri Constant Lumen)**DALI + NCL** (Digital control + Neri Constant Lumen)**NVL6H + NCL** (Autodimming -30% x 6h + Neri Constant Lumen)**Zhaga connector-D4i**

POLAR DIAGRAMS

Type IV - A

Luminous intensity class G*3



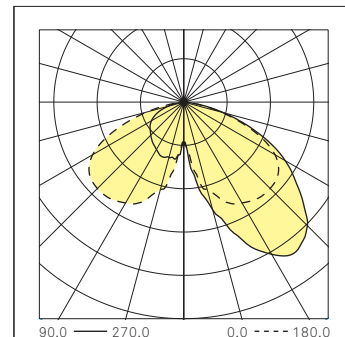
CIE flux code

N.1	N.2	N.3	N.4	N.5
25	62	95	100	100



Type IV - C

Luminous intensity class G*4



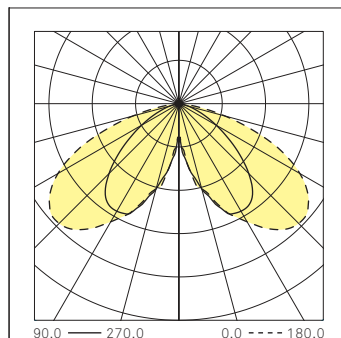
CIE flux code

N.1	N.2	N.3	N.4	N.5
32	69	96	100	100



Type I - A

Luminous intensity class G*6



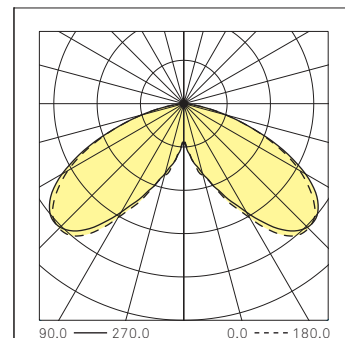
CIE flux code

N.1	N.2	N.3	N.4	N.5
36	79	99	100	100



Type V - A

Luminous intensity class G*6



CIE flux code

N.1	N.2	N.3	N.4	N.5
24	67	97	100	100

