

DESCRIPTION

Product benefits

- LED Current <500mA
- Minimum IPEA index A3+
- Tool-less opening
- Wide range of optical lighting distributions
- Main body in Die-cast Aluminum
- Automatic switch



Compliance

- ENEC safety mark.
- In compliance with EN 60598-1; EN 60598-2-3; N 62031; EN 55015 EMC; EN 61547 EMC; EN 62471.

Mecanical characteristics

Height	Width	Length	Weight	IP	IK	Area exposed to wind
143-300 mm	340 mm	608-761mm	10,5 Kg	66	08	0,062 m²

Electrical characteristics

Voltage	Frequency	Cos $\phi$	Insulation class	Operative Temp.
220-240V	50-60 Hz	> 0,9	CL II	-35°C / +50°C

- Classe I of insulation on request.

Connection

- Suitable for post top or side mounting on tube from Ø 48 mm to Ø 60 mm.
- Adjustable from 0° / +20° in post-top configuration, from -5° / +15° in side-to-side configuration.

Materials

- Die-cast aluminum (UNI EN 1706).
- Screen made in tempered transparent flat glass.
- Stainless steel fasteners.
- Polycarbonate.

Structure - Main components

- Cover tilting in aluminum, for access to wiring compartment.
- Shield in extra-clear tempered glass with impact resistance IK 08 (EN 62262).
- Silicone gasket between the lower frame and cover.
- Tilting upper square frame made in die-cast aluminum.
- Osmotic valve for balance internal / external pressure.
- White internal reflector.
- Dedicated space for any surge protection devices or remote control systems.

Electrical Auxiliaries

- Electronic power supply with short-circuit, overtemperature and overvoltage protection with estimated life time B10 at 100,000 h.
- Automatic disconnection switch on opening.
- Morsettiera per cavi con sezione. max. 2,5 mm².
- Power cable entry with PG16 cable gland (Ø 10-14mm).
- Standard surge protection for differential/common mode 6kV/10kV (CL I, CL II).

Operations - Maintenance

- Tool-less opening.
- Periodic maintenance for external cleaning of the structure and the screen from dust and smog and for checking the tightening of the product - refer to the product installation and maintenance manual.
- It is the responsibility of the installer to ensure correct installation and electrical connection in accordance with applicable regulations.

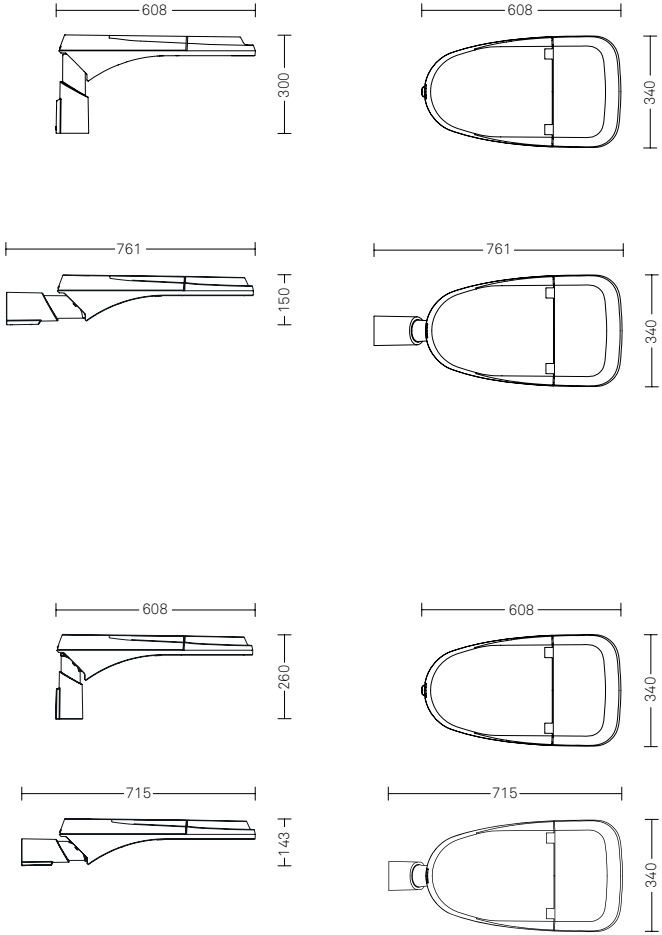
Painting

- Painting cycles (see specific sheet).
- Standard colors: Neri grey

Accessories

- Attack aside
- SPD 10 kV DM/CM
- Zhaga connector.
- NEMA Socket (3 or 7 pin).
- Power cable with quick connector.
- House side shield (No optica I, III C)

DRAWINGS



## DESCRIPTION

## Optic configuration - Transparent screen

Lighting distribution	Distribution type	LOR*	ULOR
Type I - A	Asymmetric	100%	0%
Type II - D	Asymmetric	100%	0%
Type III - B	Asymmetric	100%	0%
Type III - C	Asymmetric	100%	0%
Type III - H	Asymmetric	100%	0%
Type IV - A	Asymmetric	100%	0%
Type IV - C	Asymmetric	100%	0%
Type V - A	Rotosymmetrical	100%	0%

- \* optical efficiency of the device due to physical shielding.  
- Modular (2 X 2) refractive lens in PMMA.  
- Maximum luminous intensity class  $\gamma \geq 90^\circ$ :  $< 0.49 \text{ cd/klm}$ .  
- Wide range of optical lighting distributions (on request).  
- Reflector in plastic material for luminous flux recovery and glare reduction.  
- Minimum installation height: 2.5m.

## Luminous Flux - 2700K

System**		LED Module				
lm	W	lm/W	n.LED	mA	W	lm/W
1500	10,8	138	16	2 x 99	8,5	178
2500	17,7	141	16	2 x 168	14,6	172
3500	24,6	142	16	2 x 240	21,1	166
4500	31,9	141	16	2 x 316	28,1	160
6000	41,4	145	24	2 x 278	36,8	163
7500	52,4	143	24	2 x 354	47,69	157
9000	64,5	140	24	2 x 434	59,1	152

## Luminous Flux - 3000K

System**		LED Module				
lm	W	lm/W	n.LED	mA	W	lm/W
1500	10,5	144	16	2 x 95	8,1	185
2500	17,0	147	16	2 x 162	14,0	179
3500	23,7	148	16	2 x 231	20,2	173
4500	30,6	147	16	2 x 303	26,9	167
6000	39,6	151	24	2 x 266	35,2	170
7500	50,3	149	24	2 x 340	45,5	165
9000	61,6	146	24	2 x 416	56,5	159

## Luminous Flux - 4000K

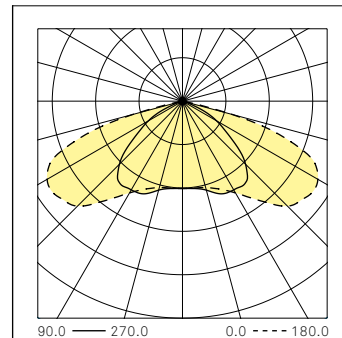
System**		LED Module				
lm	W	lm/W	n.LED	mA	W	lm/W
1500	10,0	149	16	2 x 91	7,8	193
2500	16,3	153	16	2 x 155	13,3	188
3500	22,7	154	16	2 x 220	19,3	182
4500	29,3	154	16	2 x 289	25,6	176
6000	37,8	159	24	2 x 254	33,6	179
7500	48,1	156	24	2 x 324	43,3	173
9000	58,7	153	24	2 x 397	53,7	168
10500	70,5	149	24	2 x 472	64,6	163

- \*\* The energetic values in the table are referred to the LED + Power supply.  
- LED type: Lumileds Luxeon 5050  
Source efficiency LED:  $181 \text{ lm/W}$  @  $T_j=25^\circ\text{C}$ , 400 mA, 2700K  
Source efficiency LED:  $188 \text{ lm/W}$  @  $T_j=25^\circ\text{C}$ , 400 mA, 3000K  
Source efficiency LED:  $195 \text{ lm/W}$  @  $T_j=25^\circ\text{C}$ , 400 mA, 4000K  
- Life time specification for gradual light output degradation (EN 62722-2-1, LM80 data) 100,000h L90B10 ( $T_q = 25^\circ\text{C}$ )  
- Colour Rendering Index:  $\geq 70$   
- Photobiological risk: (IEC/TR 62778): RG1 Unlimited

## PHOTOMETRIC CURVES

## Type I - A

Luminous intensity class G\*6

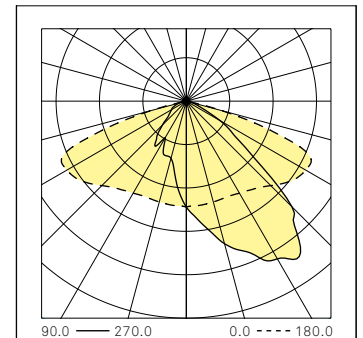


## CIE flux code

N.1 N.2 N.3 N.4 N.5  
38 79 99 100 100

## Type II - D

Luminous intensity class G\*4

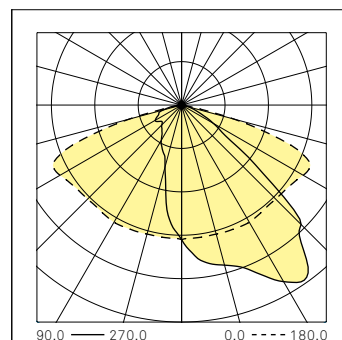


## CIE flux code

N.1 N.2 N.3 N.4 N.5  
39 76 97 100 100

## Type III - B

Luminous intensity class G\*4

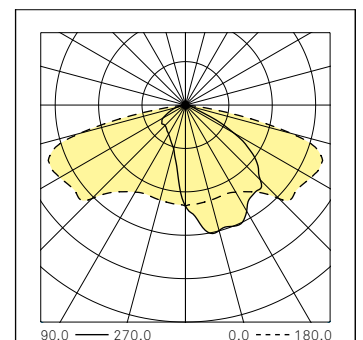


## CIE flux code

N.1 N.2 N.3 N.4 N.5  
41 76 97 100 100

## Type III - C

Luminous intensity class G\*2

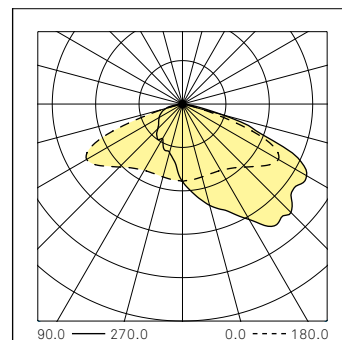


## CIE flux code

N.1 N.2 N.3 N.4 N.5  
33 69 95 100 100

## Type III - H

Luminous intensity class G\*4



## CIE flux code

N.1 N.2 N.3 N.4 N.5  
34 70 96 100 100

## DESCRIPTION

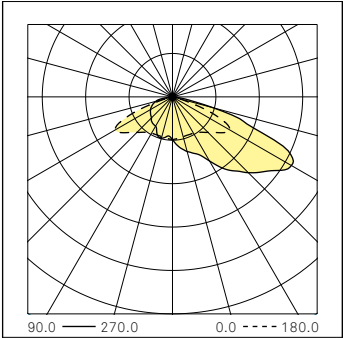
### Driver functions

<b>1-10V + NCL</b> (Analogic control + Neri Constant Lumen)
<b>DALI + NCL</b> (Digital control + Neri Constant Lumen)
<b>NVL6H + NCL</b> (Autodimming -30% x 6h + Neri Constant Lumen)
<b>AmpDim + NCL</b> (Flux regulator + Neri Constant Lumen)
<b>ON-OFF + NCL</b> (On-Off + Neri Constant Lumen)
<b>Zhaga connector + SR</b>

## PHOTOMETRIC CURVES

### Type IV – A

**Luminous intensity class** G\*3

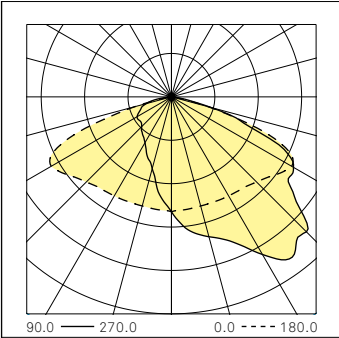


CIE flux code					
N.1	N.2	N.3	N.4	N.5	
27	63	95	100	100	



### Type IV - C

**Luminous intensity class** G\*4

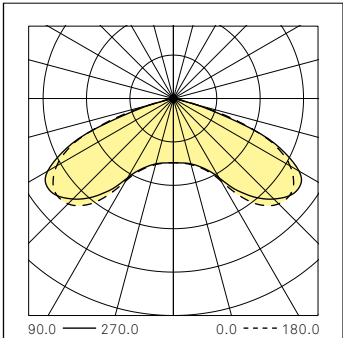


CIE flux code					
N.1	N.2	N.3	N.4	N.5	
34	70	96	100	100	



### Type V - A

**Luminous intensity class** G\*6



CIE flux code					
N.1	N.2	N.3	N.4	N.5	
24	66	97	100	100	

