

Description

Fixed bench in UNI EN 1561 cast iron and iroko wood (or equivalent) brown colour, corresponding in shape, size and ornamentation to the diagrams, which are an integral part of the specifications.

The bench is composed as follows:


- 1°) Two cast iron support elements, height 82 cm, depth 73 cm. Each element has a base that is 57 cm long and is fitted with two lugs (A) for cementing into the ground, height 5 cm, depth 4 cm, with a distance between centres of 47 cm, and with junctions for the wooden planks of the seat and backrest. Ornamentation is composed of branches, leaves, volutes and a large flower in the middle (B), from which a fruit motif diverges. Ornamentation also continues up the backrest support.
- 2°) A seat, depth 38 cm, composed of six slats of solid seasoned iroko wood (or equivalent), length 180 cm, width 4 cm and thickness 3.5 cm. Each slat is fixed to the support legs with four M6 stainless steel bolts.
- 3°) A backrest, height 33 cm, composed of two planks and one slat of solid seasoned iroko wood (or equivalent), length 180 cm and thickness 3.5 cm. The two planks are each 12 cm wide, and the central slat is 4 cm wide. The two planks and the slat are fixed to the support legs with a total of twenty M6 stainless steel bolts.

The assembled bench has the following dimensions:

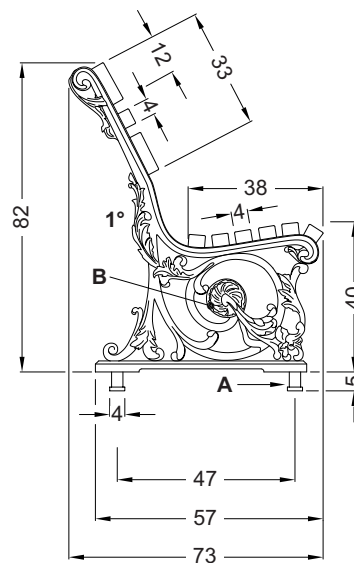
total height 82 cm – total length 180 cm – total depth 73 cm – distance between centres of supports 134 cm – seat height 40 cm – seat depth 38 cm – backrest height 82 cm – angle between seat and backrest 109°.

Protection of surfaces

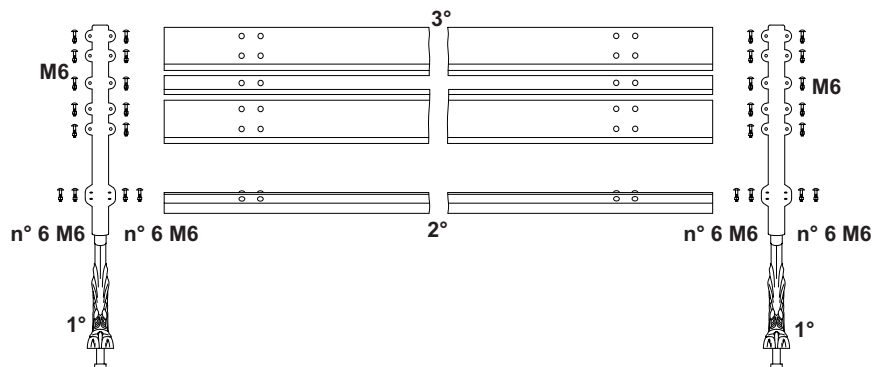
Please refer to the specification on painting procedures of the materials.



Front view



Side - Left/Right supports



Exploded view