

DESCRIPTION

Compliance

- In compliance with EN 60598-1; EN 60598-2-3; EN 62031; EN 55015 EMC; EN 61547 EMC; EN 61000-3-2/3; EN 62471



Dimensions - Area - Weight

Height	Width	Length	Diameter	Area exposed to wind (S)	Weight
930 mm			470 mm	0.262 m ²	13.0Kg

Electrical characteristics

Voltage	Frequency	P. Rating IP	CL II	CL I	Cos Φ	Operative Temp.
120-277V	50-60 Hz	43	●	○	> 0.9	-30°C...+40°C

Connection

- Flange with a hole diam. 28 mm, on bottom frame.
- Suitable for head post.

Materials

- Die-cast and sheet aluminum (UNI EN 1706).
- Acrylic frosted transparent screen.
- Stainless steel fasteners.

Structure - Main components

- Upper tilting frame with circular shaped plant with a decorative pineapple, hinged to the lower frame.
- Bottom frame composed of two rings, three uprights decorated and three-armed bracket with a hole (28 mm) for fixing to support. Electric cable inside a small tube inserted into the screen near at a upright.
- Screen in a single piece made in acrylic (PMMA) frosted transparent.
- Shock resistance: IK06 (EN 62262).

Electrical auxiliaries

- Programmable electronic power supply for LED module.
- Automatic disconnect switch when opening.
- Terminals for wires with a max. section of 2,5 mm².

Operations and maintenance

- To opening the light fixture and access to wiring and optic compartment unscrew two screws on the upper frame and rotate it.
- Automatic disconnect switch when opening.
- Separate electronic driver from LED module, individually replaceable.
- During installation, follow the instructions for the correct orientation on the support.
- Periodic maintenance for the external cleaning of the structure and the screens from dust and smog (the operations must be performed with the line power off and with luminaire cold).

Painting

- Standard color is dark gray, type Neri.
- Information about paint steps used on this product in specific technical sheet.

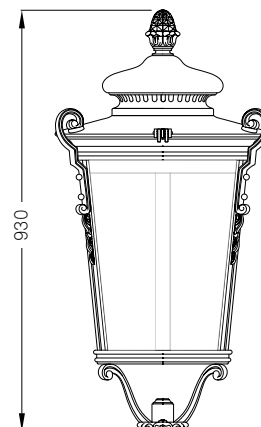
Symbols

- ● : standard characteristics
- ○ : On request characteristics

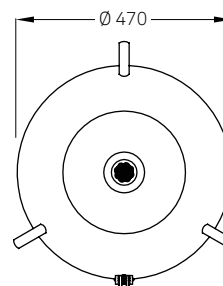
Code construction

- To create the complete code of the configuration, insert sequential parts of the code on the configuration of the optics (XX) , LED modules (YYY) and functions of the power supply (ZZ). Example: **PN600L02 1P4 02**
- Classe I of insulation (in this case the product code is to be requested).

DRAWINGS AND TECHNICAL INFORMATIONS



Front view



Plan view



DESCRIPTION

Optics

Cod. XX	Type	Lighting class	Class IES
02	Refractive lens	C/P - road lighting and mixed areas	Cutoff
06	Refractive lens	C/P - Rotosymmetrical for mixed area	Cutoff

- Refractive lens in polycarbonate (PC), UV resistant. Shock resistance: IK10.
- Protection rating optic compartment: IP66.
- Height of installation: from 3.5 to 5.5 meters.

LED Module

3000K				
Cod. YYY		lm	W	lm/W
1P2	○	2.500	27	79
1P4	●	3.500	39	76
1P6	●	4.500	53	72

4000K				
Cod. YYY		lm	W	lm/W
3P2	○	2.500	26	82
3P4	○	3.500	36	82
3P6	○	4.500	48	80

- The energetic values in the table are referred to the complete system.
- Power LEDs module on printed circuit board with metal core plate.
- NTC sensor on LED plate for control of dangerous temperatures.
- Estimated life: 100.000 h (L80 - Ta 25°C).
- Colour Rendering Index: CRI > 70
- Minimum efficiency of individual LEDs: > of 100 lm/W
- No photobiological risk at distance: > 1.6 meters (EN 62471).

Power supply - characteristics and functions

Cod. ZZ	Functions
02	● 1-10V + NCL (Analogic control + Neri costant lumen)
06	● DALI + NCL (Digital control + Neri costant lumen)
14	● NVL6H + NCL (autodimming -30% x 6h + Neri costant lumen)

- Programmable electronic power supply with auto self diagnostics functions.
- Protected against short circuit, over-temperature and over-voltages up to 4 kV.
- Estimated life B10 a 80.000 h.

Symbols

- ● : standard characteristics
- ○ : On request characteristics

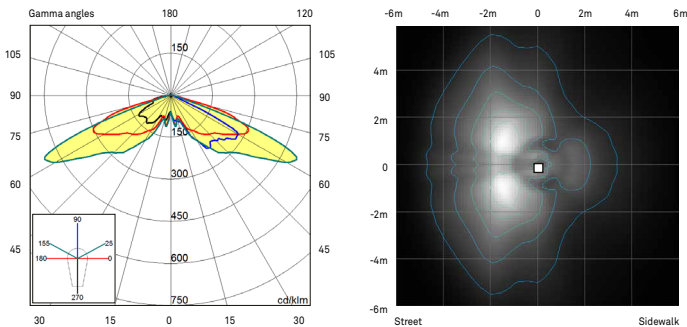
Code construction

- To create the configuration code, insert sequential parts of the code of the optical configuration (XX) + LED module (YYY) + power supply functions (ZZ), to be added to the base code of the light fixture.

PHOTOMETRIC CURVES

Optic mod. 02 with screens in PMMA frosted transparent.

Road and mixed area - Lighting classes C/P - Cutoff



Optic mod. 06 with screens in PMMA frosted transparent.

Rotosymmetrical for mixed area - Lighting classes C/P - Cutoff

