

DESCRIPTION

Compliance

- ENEC safety mark (N. 02076).
- In compliance with EN 60598-1; EN 60598-2-3; EN 62031; EN 55015 EMC; EN 61547 EMC; EN 61000-3-2/3; IEC/TR 62778.



Dimensions - Area - Weight

Height	Width	Lenght	Weight	IP	IK	Area exposed to wind
242mm	Ø420mm	Ø420mm	8kg	66	09	0,062 m ²

Electrical characteristics

Voltage	Frequency	Cos φ	Isolation class	Operative Temp.
220-240V	50-60Hz	>0,9	CL II	-35°C...+35°C

- Classe I of insulation (on request).

Connection

- Suitable for suspended mounting.
- Threaded connection G 3/4".

Materials

- Die-cast aluminium (UNI EN 1706)
- Extra-clear transparent silk screened flat glass.
- Stainless steel screws.
- Internal white reflector in PC

Structure - Main components

- Circular cast aluminium upper frame with G 3/4" threaded fixing tube and internal PG16 cable gland.
- Lower circular frame in cast aluminium, which can be opened by means of a hinge to access the auxiliary and optical compartment.
- White PC internal reflector.
- Protective screen made of tempered glass, extra clear transparent flat with impact resistance IK 09 (EN 62262).
- Dedicated compartment to house any additional voltage arresters or remote control systems.

Electrical auxiliaries

- Electronic power supply with protection against short circuits, overheating and power surges with an estimated B10 duration of 100,000 h.
- Automatic disconnecter when opening.
- Terminal block for wires with max. section of 2.5mm².
- Standard surge protection for differential/common mode 6kV/10kV (CL I, CL II) and 10kV/10kV (CL I, CL II) in presence of additional protections (on demand).

Operations and maintenance

- Periodic maintenance for the external cleaning of the structure and the screens from dust and smog and tightening control to the support.
- Refer to the product's installation and maintenance manual
- It is the installer's responsibility to ensure correct installation and electrical connection in accordance with the applicable standards.

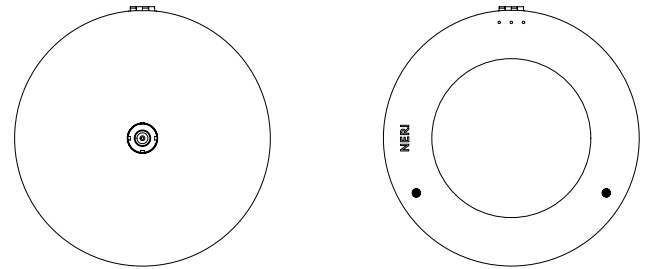
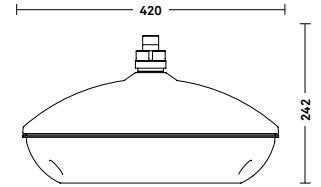
Painting

- Powder coating.
- Monochrome version: light grey metallic matt Superdurable textured RAL 9006 colour.
- Bicolour version: upper cover in RAL 9006 light grey metallic matt colour and lower structure and bracket in metallic matt RAL 9005 Jet Black colour, both Superdurable textured

Accessories

- Upper frame: standard colour Black Grey.
- Lower frame: white RAL 9016.

DRAWINGS



DESCRIPTION

Optic

Cod. XX	Lighting distribution	Distribution type	LOR*	ULOR
20	Type II - A	Asymmetric	100%	0%
21	Type III - A	Asymmetric	100%	0%
24	Type IV - A	Strong asymmetric	100%	0%
28	Type I - A	Center road	100%	0%
30	Type V - A	Rotosymmetric	100%	0%

- * optical efficiency of the device due to physical shielding.
- Modular (2 X 2) refractive lens in PMMA.
- Maximum luminous intensity class $\gamma \geq 90^\circ$: < 0.49 cd/klm.
- Wide range of optical lighting distributions (on request).
- Plastic reflector to recover luminous flux and reduce glare.
- Minimum height installation: 2.75m.

Luminous flux

3000K	System*			LED module			
Cod. YYY	lm	W	lm/W	n.LED	mA	W	lm/W
1CA	1500	11,9	126	16	222	10	150
1C0	2500	20,6	121	16	384	17	147
1C1	3500	29,9	117	16	560	26	135
1C2	4500	36,5	123	24	470	32	141
1C3	6000	49,2	122	32	470	43	140
1C4	7500	62,8	119	32	606	56	134

Luminous flux

4000K	System*			LED module			
Cod. YYY	lm	W	lm/W	n.LED	mA	W	lm/W
3CA	1500	11,3	133	16	211	9	167
3C0	2500	19,5	128	16	364	16	156
3C1	3500	28,2	124	16	530	24	146
3C2	4500	34,5	130	24	445	30	150
3C3	6000	46,6	129	32	445	41	146
3C4	7500	59,3	127	32	573	53	142

- * The energetic values in the table are referred to the LED + Power supply.
- CCT 2700K on demand.
- LED type: Nichia NVSW219
- Source efficiency LED: 165 lm/W @ Tj=25°C, 700 mA, 4000K
- Source efficiency LED: 157 lm/W @ Tj=25°C, 700 mA, 3000K
- Life time specification for gradual light output degradation (EN 62722-2-1, LM80 data) 120,000h L90B10 (Tq = 25°C)
- Colour Rendering Index: Ra \geq 70
- Angular color uniformity $\Delta u'v' \leq$ 0.003
- Photobiological risk: (EN 62471): RG0 (Exempt Risk)
- Photobiological risk (IEC/TR 62778): Threshold distance between class RG1 and class RG2 at 1.5 m from the source.

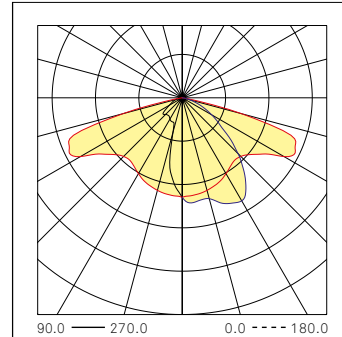
Driver

Cod. ZZ	Driver functions
02	1-10V + NCL (Analogic control + Neri costant lumen)
04	AmpDim + NCL (Luminous flux regulator + Neri Constant Lumen)
06	DALI + NCL (Digital control + Neri costant lumen)
14	NVL6H + NCL (autodimming -30% x 6h + Neri costant lumen)

POLAR DIAGRAMS

Type II - A

Luminous intensity class G*4

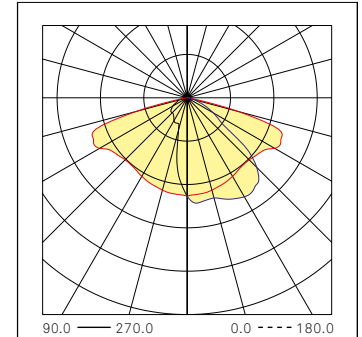


Flux code CIE				
N.1	N.2	N.3	N.4	N.5
40	73	97	100	100



Type III - A

Luminous intensity class G*3

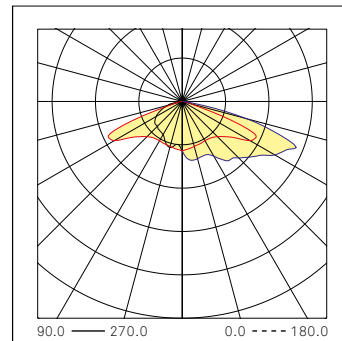


Flux code CIE				
N.1	N.2	N.3	N.4	N.5
40	74	97	100	100



Type IV - A

Luminous intensity class G*2

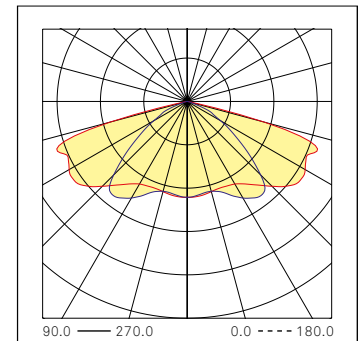


Flux code CIE				
N.1	N.2	N.3	N.4	N.5
27	59	94	100	100




Type I - A

Luminous intensity class G*6

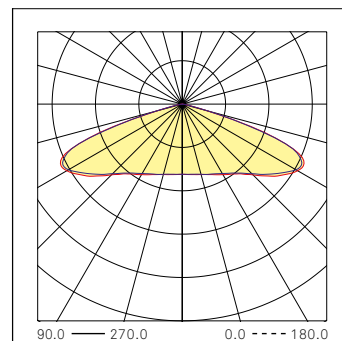


Flux code CIE				
N.1	N.2	N.3	N.4	N.5
38	77	98	100	100



Type V - A

Luminous intensity class G*4



Flux code CIE				
N.1	N.2	N.3	N.4	N.5
23	57	95	100	100

