

DESCRIPTION

Dimensions - Area exposed to wind pressure - Weight

| Height | Width | Length | Diameter | Area exposed to wind (S) | Weight ^(A) | Weight ^(B) |
|--------|-------|--------|----------|--------------------------|-----------------------|-----------------------|
| 215 mm | | | 530 mm | 0.122 m ² | 11.0 Kg | 9.0 Kg |

^(A) Max weight of light fixture with electromagnetic wiring.

^(B) Max weight of light fixture with electronic wiring.

Electrical characteristics (electromagnetic wiring)

| Voltage | Frequency | IP | Insulation class | Cos Φ | Oper. Temp. °C |
|---------|-----------|----|---|------------|----------------|
| 230V | 50Hz | 66 | CL II \square CL I \perp (on request) | > 0.9 | -30... +40 |

Electrical characteristics (electronic wiring)

| Voltage | Frequency | IP | Insulation class | Cos Φ | Oper. Temp. °C |
|----------|-----------|----|---|------------|----------------|
| 208-277V | 50/60Hz | 66 | CL II \square CL I \perp (on request) | > 0.9 | -30... +50 |

Conformity

| | | | | |
|----|---------------------|---------------------|----------------------|-------|
| CE | 2014/35/UE (LVD) | 2014/30/UE (EMC) | 2011/65/UE (RoHS) | (ErP) |
|----|---------------------|---------------------|----------------------|-------|

Mounting system

- Threaded tube G3/4" male in brass, with quick locking system.
- Suitable only for suspended mounting.

Materials

- Die-cast and sheet aluminum (UNI EN 1706).
- Brass.
- Tempered glass.
- Screws in stainless steel and brass.

Structure - Main components

- Upper frame with circular shape in die-cast and sheet aluminum with quick locking system, composed by a threaded tube G3/4" male in brass, with inside cable gland.
- Lower tilting frame with circular shape in die-cast aluminum, for access to the auxiliary and optical compartment, composed of a ring with support function for the screen, the optical system and the control gear.
- Wiring plate in sheet aluminum, easily removable.
- Silicone gasket between frames.
- Screen flat transparent in tempered glass. Shock resistance: IK08.

Optics

- Reflector mod. 5 regulable ($\pm 12,5^\circ$) - street lighting .
- Reflector mod. 7 regulable (+ $12,5^\circ$) - street lighting and mixed areas.
- Reflector mod. B - lighting for mixed areas with strong light beam in deep.
- Installation on the side of street.

Accessories

- Outdistanced decorative ring, in sheet aluminum ($\varnothing 750$ mm), code 0006.082
- Adherent decorative ring, in sheet aluminum ($\varnothing 750$ mm), code 0006.083

Operations and maintenance

- To open the light fixture and to access to the wiring and optic compartment, simply push the two clips springs and rotate the lower frame.
- Automatic disconnecter when opening the light fixture.
- Electric auxiliaries individually replaceable.
- During maintenance operations, no part or component is detached from the structure.
- During installation, follow the instructions for the correct optic orientation on the support.
- Periodic maintenance (about once a year) for external cleaning of the structure and screen from dust and smog, and the control of fastening of all screws, must be performed with light fixture switched off and cold.

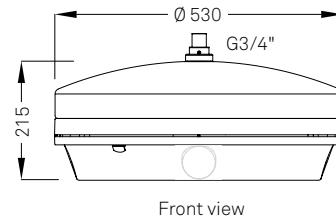
Painting

- Standard color is metalized matt dark gray, type Neri.
- Other colours of RAL range on request.
- Information about paint steps used on this product in specific technical sheet.

Code construction

To configure the complete code of luminaire, add in sequence after **Serie** code, the others parts of code: Ballast-screen (**SSS**) + Optic (**X**) + Lamp predisposition (**YY**) + Wiring type (**ZZ**). See configurations tables on the following page.

DRAWINGS AND TECHNICAL INFORMATIONS



DECORATIVE ACCESSORIES



Distanced decorative ring - cod. 0006.082
Weight Kg 0.8



Adherent decorative ring - cod. 0006.083
Weight Kg 1.0

CONFIGURATION WITH ELECTROMAGNETIC WIRINGS

Screens

| Cod. SSS | Light fixture series | Materials | Finiture | Shock R. |
|----------|--|------------------------|--------------|----------|
| A21 | 233-243-343-373 | Transparent flat glass | Transparent | IK08 |
| A09 | 230-231-232-241-341-371 | Acrylic(PMMA) | Frosted | IK06 |
| A11 | 230-231-232-241-341-371 | Acrylic (PMMA) | Transparent | IK06 |
| A41 | 231-241-341-371 (only with wiring 36) | Polycarbonate o (PC) | Transparente | IK10 |
| A42 | 231-241-341-371 (only with wiring 36) | Polycarbonate (PC) | Frosted | IK10 |

Optics

| Cod. X | Type | Lighting classes | Classe IES |
|--------|-----------------------------------|----------------------------------|--------------|
| 5 | mod.5 - reg. ($\pm 12,5^\circ$) | Street lighting. | Full cut-off |
| 7 | mod.7 - reg. ($+ 12,5^\circ$) | Street and mixed areas lighting. | Full cut-off |

- Reflector mod. 5 and 7 regulable, in pressed aluminum sheet, polished and oxidized (thickness 1 mm - purity 99.90%).
- Lampholder regulable for a optimal positioning of lamp.
- Height of installation: from 5.0 to 9.5 meters.

Wirings (Predisposition for lamps with optical and socket)

| Cod. YY | Lamps predisposition | W | Optics | Sockets |
|---------|--------------------------------------|-----|--------|---------|
| 32 | (MT) Metal halide - (ST) Sodium H.P. | 70 | 5 7 | E27 |
| 33 | (MT) Metal halide - (ST) Sodium H.P. | 100 | 5 7 | E40 |
| 35 | (MT) Metal halide - (ST) Sodium H.P. | 150 | 5 7 | E40 |
| 36 | (MT) Metal halide - (ST) Sodium H.P. | 250 | 5 7 | E40 |

- Electromagnetic ballast with high efficiency (CELMA class EEI=A3), with thermal protection .
- Electronic ignitor (pulses until to 4.5 KV).
- Power factor correction capacitor.
- Ceramic lamp holders in relation to the type of lamp.
- Electric components on wiring plate easily removable with plug-in connections.
- Automatic disconnector when opening.
- Terminal board for cables with max section of 2,5 mm².

Wirings (Characteristics)

| Cod. ZZ | Details |
|---------|--|
| 19 | Insulation class CL II \square - Fuse 400V-6.0A gG (8.5 x 31.5 mm) - Aut. disconnector |

Note

- Use lamps with efficiency \geq di 90 lm/W. The lamps are not included in the wiring.
- On request can be realized other wiring configurations.

CONFIGURATION WITH ELECTRONIC WIRINGS

Screens

| Cod. SSS | Light fixture series | Materials | Finiture | Shock R. |
|----------|-------------------------|---------------------|-------------|----------|
| E21 | 233-243-343-373 | Tempered flat glass | Transparent | IK08 |
| E09 | 230-231-232-241-341-371 | Acrylic (PMMA) | Frosted | IK06 |
| E11 | 230-231-232-241-341-371 | Acrylic (PMMA) | Transparent | IK06 |

Optics

| Cod. X | Type | Lighting classes | Classe IES |
|--------|-----------------------------------|---|--------------|
| 5 | mod.5 - reg. ($\pm 12,5^\circ$) | Street lighting. | Full cut-off |
| 7 | mod.7 - reg. ($+ 12,5^\circ$) | Street and mixed areas lighting. | Full cut-off |
| B | mod. B - fixed | Mixed areas lighting - strong deep light beam | Semi cut-off |

- Reflector mod. 5 and 7 regulable in pressed aluminum sheet, polished and oxidized (thickness 1 mm - purity 99.90%).
- Reflector mod. B, assembled with parts in aluminum sheet polished and oxidized.
- Lampholder regulable for a optimal positioning of lamp.
- Height of installation: from 5.0 to 9.5 meters.

Wirings (Predisposition for lamps with optical and socket)

| Cod. YY | Lamps predisposition | W | Optics | Sockets |
|---------|----------------------|-----|--------|-------------|
| C5 | CPO-TT (Philips) | 90 | 5 7 B | E40 - PGZ12 |
| C6 | CPO-TT (Philips) | 140 | 5 7 B | E40 - PGZ12 |
| C7 | CPO-TT (Philips) | 210 | 5 7 B | PGZ18 |
| D5 | (ST) Sodium H.P. | 100 | 5 7 | E40 |
| D6 | (ST) Sodium H.P. | 150 | 5 7 | E40 |

- Programmable electronic ballast with auto self diagnostics functions, protected against short circuit, over-temperature and over-voltages up to 10 kV (EN61547).
- Estimated life B10 a 80.000 h.
- Ceramic lamp holders in relation to the type of lamp.
- Electric components on wiring plate easily removable with plug-in connections.
- Automatic disconnector when opening.
- Terminal board for cables with max section of 2,5 mm².

Function of electronic ballast

| Cod. ZZ | Details |
|---------|--|
| 06 | DALI - NCL (Neri Costant lumen) |
| 13 | NVL6H (automatic control integrated for lighting flux reduction) - 30% for 6 hours |

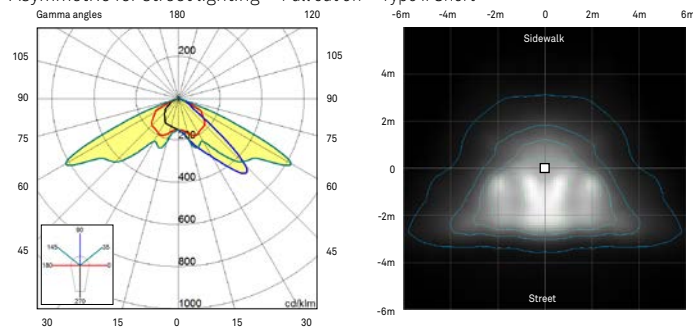
Note

- Use lamps with efficiency \geq di 90 lm/W. The lamps are not included in the wiring.
- * Reflector mod. B, only with screen cod. E21, for models: 343 e 373.
- On request can be realized other wiring configurations.

PHOTOMETRY OF REFERENCE

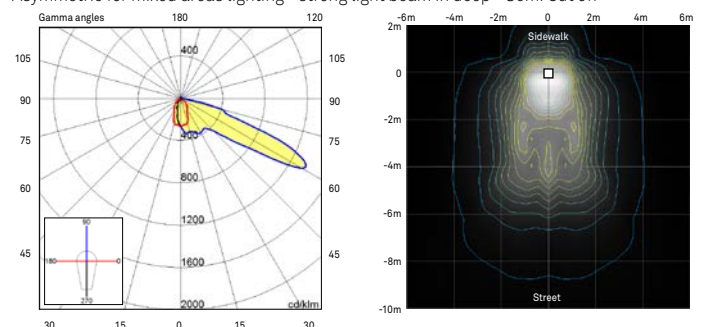
Reflector mod. 5 regulable (pos. 0°) - Transparent flat screen.

Asymmetric for street lighting - Full cut off - Type II Short



Reflector mod. B - - Transparent flat screen (only for series 343 and 373).

Asymmetric for mixed areas lighting - strong light beam in deep - Semi Cut off



Reflector mod. 7 regulable (pos. 0°) - Transparent flat screen.

Asymmetric for street centre lighting or cycle path lighting - Full cut off - Type I Short.

