

Description

Fixed bench in UNI EN 1561 cast iron and iroko wood (or equivalent) brown colour, corresponding in shape, size and ornamentation to the diagrams, which are an integral part of the specifications.

The bench is composed as follows:


- 1°) Two cast iron support elements, height 75 cm, depth 60 cm. Each element is fitted with two lugs (A) for cementing into the ground, height 6 cm, depth 5 cm, with a distance between centres of 30 cm, and with junctions for the wooden planks of the seat and backrest.
- 2°) A crosspiece consisting in an iron tube, joining the two support elements.
- 3°) A seat, depth 41 cm, composed of two planks of solid seasoned iroko wood (or equivalent), length 180 cm, width 19 cm and thickness 3.5 cm. Each plank is fixed to the support legs with eight M6 stainless steel bolts.
- 4°) A backrest composed of a single plank of solid seasoned iroko wood (or equivalent), length 180 cm, width 19 cm and thickness 3.5 cm. The plank is fixed to the support legs with eight M6 stainless steel bolts.

The assembled bench has the following dimensions:

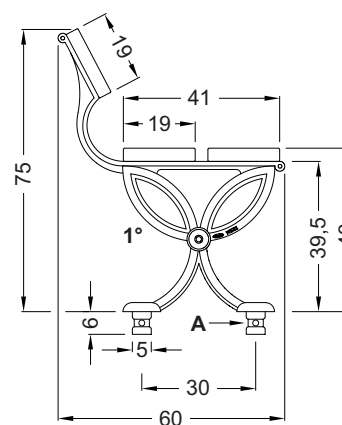
total height 75 cm – total length 180 cm – total depth 60 cm – distance between centres of supports 134 cm – seat height 43 cm – seat depth 41 cm – backrest height 75 cm – angle between seat and backrest 117°..

Protection of surfaces

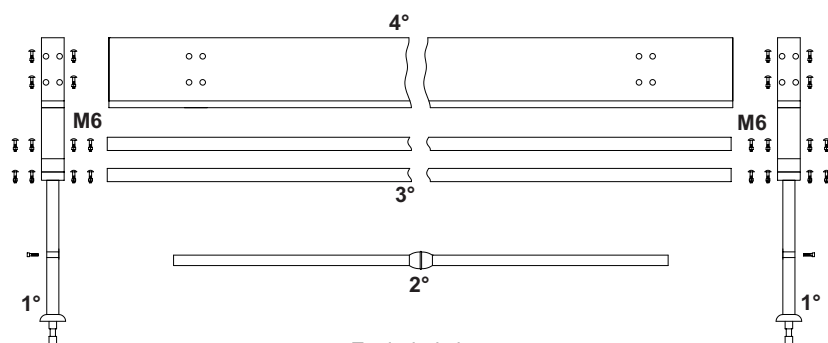
Please refer to the specification on painting procedures of the materials.



Front view



Side - Left/Right supports



Exploded view