

## DESCRIPTION

## Product benefits

- LED Current < 400mA.
- Minimum IPEA index A7+.
- Automatic switch.
- Standard surge protection for differential/common mode 10kV/10kV (CL I, CL II).
- Zhaga Book 18 connector and remote management
- Comfort visivo.
- Disassemblable.
- Tool-less opening.



## Compliance

- In compliance with EN 60598-1; EN 60598-2-3; N 62031; EN 55015 EMC; EN 61547 EMC; EN 62471.

## Mechanical information

Height	Width	Lenght	Weight	IP	IK	Area exposed to wind
930 mm	470 mm	470mm	13 Kg	66	06	0,262 m <sup>2</sup>

## Electrical characteristics

Voltage	Frequency	Cos $\phi$	Insulation class	Operative Temp.
120-277V	50-60 Hz	> 0,9	CL II	-30°C / +50°C

\*Classe I of insulation on request.

## Connection

- Only suitable for post top mounting.
- Flange with Ø 28 mm hole on the lower frame.

## Materials

- Die-cast aluminium(UNI EN 1706).
- Polimetilmetacrilato frosted (PMMA).
- Stainless steel fasteners.

## Structure - Main components

- Upper tilting frame with circular shaped plant with a decorative pineapple, hinged to the lower frame.
- Bottom frame composed by a ring, three curved uprights decorated, fixed to an element of base with a hole (28 mm) for fixing to support. Electric cable inside at a curved upright.
- Screen in a single piece made in Polimetilmetacrilato frosted (PMMA).  
Shock resistance: IK06 (EN 62262).

## Electrical auxiliaries

- Electronic power supply with short-circuit, overtemperature and overvoltage protection with estimated life time B10 at 100,000 h.
- Automatic disconnection switch on opening.
- Terminal block for cables with max. 2.5 mm<sup>2</sup> cross-section.
- Standard surge protection for differential/common mode 10kV/10kV (CL I, CL II).

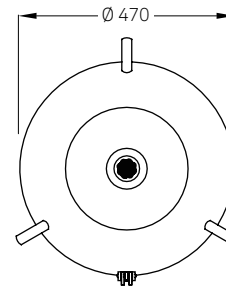
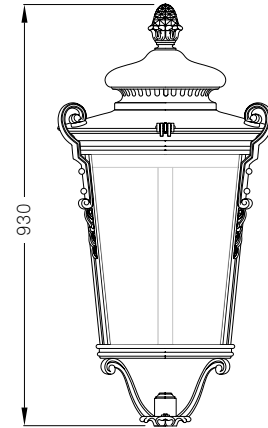
## Operations - Maintenance

- To opening the light fixture and access to wiring and optic compartment unscrew two screws on the upper frame and rotate it, automatic disconnecter switch when opening.
- During installation, follow the instructions for the correct orientation on the support.
- Separate electronic driver from LED module, individually replaceable.
- Periodic maintenance for external cleaning of the structure and the screen from dust and smog and for checking the tightening of the product.

## Painting

- Powder coating.
- Standard colour: Neri Gray

## DRAWINGS



## DESCRIPTION

## Optic configuration - Transparent screen

Distribution type	Distribution type	LOR*	ULOR
Type I - A	Asymmetric Road	83,4%	5,8%
Type II - D	Asymmetric Road	84%	6%
Type III - B	Asymmetric Road	83,7%	5,9%
Type III - C	Asymmetric Road	81,7%	5,9%

- \* optical efficiency of the device due to physical shielding.
- Modular (2 X 2) refractive lens in PMMA.
  - Maximum luminous intensity class  $\gamma \geq 90^\circ$ :  $< 0.49 \text{ cd/klm}$ .
  - Wide range of optical lighting distributions (on request).
  - Reflector in plastic material for luminous flux recovery and glare reduction.
  - Minimum installation height: 2.5m.

## Luminous Flux - 3000K

System**		LED Module				
lm	W	lm/W	n.LED	mA	W	lm/W
7500	61,2	122	24	2 x 407	55,1	136
6000	48,2	125	24	2 x 318	42,4	141
4500	34,4	131	24	2 x 233	30,6	147
3500	28,0	125	16	2 x 275	24,3	144
2500	20,4	122	16	2 x 192	16,7	150
1500	12,9	117	16	2 x 113	9,6	156

## Luminous Flux - 4000K

System**		LED Module				
lm	W	lm/W	n.LED	mA	W	lm/W
7500	58,4	128	24	2 x 388	52,4	143
6000	46,1	130	24	2 x 303	40,4	149
4500	32,9	137	24	2 x 222	29,2	154
3500	26,9	130	16	2 x 262	23,1	151
2500	19,6	127	16	2 x 183	15,9	157
1500	12,4	121	16	2 x 108	9,2	163

- \*\* The energetic values in the table are referred to the LED + Power supply.
- CCT 2200K and 2700K on demand.
  - LED type: Lumileds Luxeon 5050
    - Source efficiency LED: 164 lm/W @  $T_j=25^\circ\text{C}$ , 800 mA, 3000K
    - Source efficiency LED: 169 lm/W @  $T_j=25^\circ\text{C}$ , 800 mA, 4000K
  - Life time specification for gradual light output degradation (EN 62722-2-1, LM80 data) 100,000h L90B10 ( $T_q = 25^\circ\text{C}$ )
  - Colour Rendering Index:  $\geq 70$
  - Maximum chromaticity variation equal to  $\Delta u'v' \leq 0,003$
  - Photobiological risk: (IEC/TR 62778): RG1 Unlimited

## Driver functions

1-10V + NCL (Analogic control + Neri Constant Lumen)

DALI + NCL (Digital control + Neri Constant Lumen)

NVL6H + NCL (Autodimming -30% x 6h + Neri Constant Lumen)

ON-OFF + NCL (On-Off + Neri Constant Lumen)

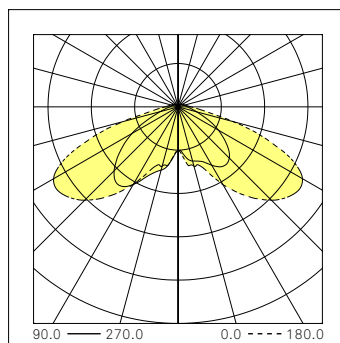
AmpDim + NCL (Luminous flux regulator + Neri Constant Lumen)

Zhaga connector + SR

## PHOTOMETRIC CURVES

## Type I - A

Luminous intensity class G\*2

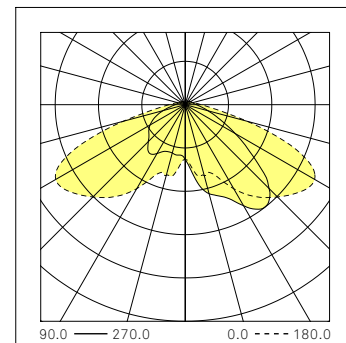


CIE flux code				
N.1	N.2	N.3	N.4	N.5
30	70	93	93	83



## Type II - D

Luminous intensity class G\*1

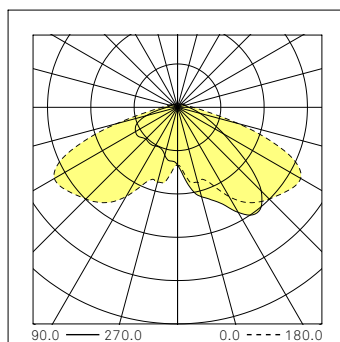


CIE flux code				
N.1	N.2	N.3	N.4	N.5
30	67	92	93	84



## Type III - B

Luminous intensity class G\*1

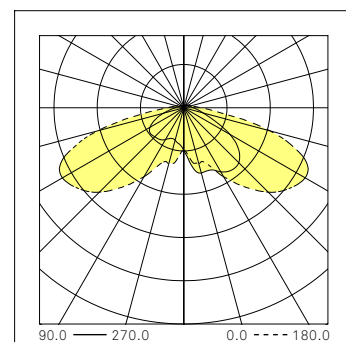


CIE flux code				
N.1	N.2	N.3	N.4	N.5
30	67	92	93	84



## Type III - C

Luminous intensity class G\*1



CIE flux code				
N.1	N.2	N.3	N.4	N.5
26	62	90	93	82



## DESCRIPTION

## Optic configuration - Transparent screen

Distribution type	Distribution type	LOR*	ULOR
Type III - H	Asymmetric Road	85%	6,1%
Type IV - A	Asymmetric Road	81,4%	5,8%
Type IV - C	Asymmetric Road	84%	5,9%
Type V - A	Asymmetric Road	83,8%	5,6%

- \* optical efficiency of the device due to physical shielding.  
- Modular (2 X 2) refractive lens in PMMA.  
- Maximum luminous intensity class  $\gamma \geq 90^\circ$ :  $< 0.49 \text{ cd/klm}$ .  
- Wide range of optical lighting distributions (on request).  
- Reflector in plastic material for luminous flux recovery and glare reduction.  
- Minimum installation height: 2.5m.

## Luminous Flux - 3000K

System**		LED Module				
lm	W	lm/W	n.LED	mA	W	lm/W
7500	61,2	122	24	2 x 407	55,1	136
6000	48,2	125	24	2 x 318	42,4	141
4500	34,4	131	24	2 x 233	30,6	147
3500	28,0	125	16	2 x 275	24,3	144
2500	20,4	122	16	2 x 192	16,7	150
1500	12,9	117	16	2 x 113	9,6	156

## Luminous Flux - 4000K

System**		LED Module				
lm	W	lm/W	n.LED	mA	W	lm/W
7500	58,4	128	24	2 x 388	52,4	143
6000	46,1	130	24	2 x 303	40,4	149
4500	32,9	137	24	2 x 222	29,2	154
3500	26,9	130	16	2 x 262	23,1	151
2500	19,6	127	16	2 x 183	15,9	157
1500	12,4	121	16	2 x 108	9,2	163

- \*\* The energetic values in the table are referred to the LED + Power supply.  
- CCT 2200K and 2700K on demand.  
- LED type: Lumileds Luxeon 5050  
Source efficiency LED: 164 lm/W @  $T_j=25^\circ\text{C}$ , 800 mA, 3000K  
Source efficiency LED: 169 lm/W @  $T_j=25^\circ\text{C}$ , 800 mA, 4000K  
- Life time specification for gradual light output degradation (EN 62722-2-1, LM80 data) 100,000h L90B10 ( $T_q = 25^\circ\text{C}$ )  
- Colour Rendering Index:  $\geq 70$   
- Maximum chromaticity variation equal to  $\Delta u'v' \leq 0,003$   
- Photobiological risk: (IEC/TR 62778): RG1 Unlimited

## Driver functions

**1-10V + NCL** (Analogic control + Neri Constant Lumen)

**DALI + NCL** (Digital control + Neri Constant Lumen)

**NVL6H + NCL** (Autodimming -30% x 6h + Neri Constant Lumen)

**ON-OFF + NCL** (On-Off + Neri Constant Lumen)

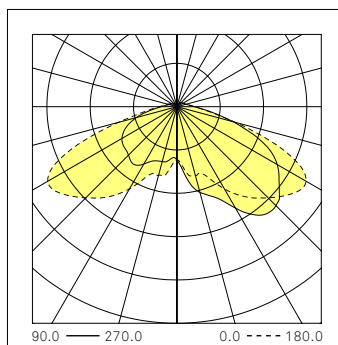
**AmpDim + NCL** (Luminous flux regulator + Neri Constant Lumen)

**Zhaga connector + SR**

## PHOTOMETRIC CURVES

## Type III - H

Luminous intensity class G\*4



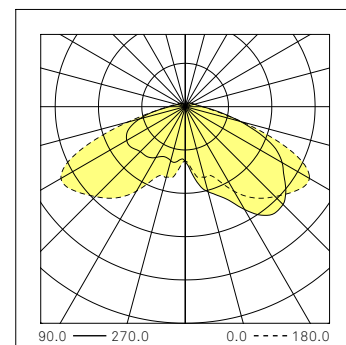
## CIE flux code

N.1	N.2	N.3	N.4	N.5
26	62	90	93	85



## Type IV - C

Luminous intensity class G\*4



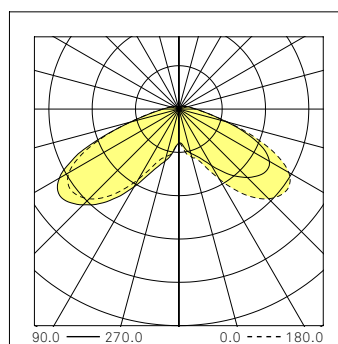
## CIE flux code

N.1	N.2	N.3	N.4	N.5
22	56	88	93	81



## Type V - A

Luminous intensity class G\*6



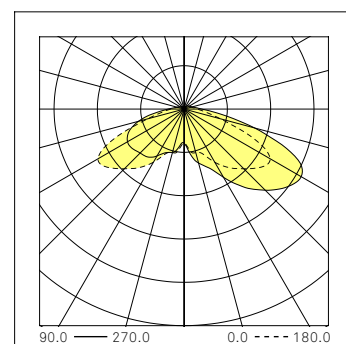
## CIE flux code

N.1	N.2	N.3	N.4	N.5
26	62	90	93	84



## Type IV - A

Luminous intensity class G\*3



## CIE flux code

N.1	N.2	N.3	N.4	N.5
22	60	90	93	84



## DESCRIPTION

## Product benefits

- LED Current < 400mA.
- Minimum IPEA index A7+.
- Automatic switch.
- Standard surge protection for differential/common mode 10kV/10kV (CL I, CL II).
- Zhaga Book 18 connector and remote management
- Comfort visivo.
- Disassemblable.
- Tool-less opening.



## Compliance

- In compliance with EN 60598-1; EN 60598-2-3; N 62031; EN 55015 EMC; EN 61547 EMC; EN 62471.

## Mechanical information

Height	Width	Lenght	Weight	IP	IK	Area exposed to wind
960 mm	470 mm	470mm	13 Kg	66	06	0,262 m <sup>2</sup>

## Electrical characteristics

Voltage	Frequency	Cos $\phi$	Insulation class	Operative Temp.
120-277V	50-60 Hz	> 0,9	CL II	-30°C / +50°C

\*Classe I of insulation on request.

## Connection

- Attacco filettato G 3/4" (ISO 228/1 BSP/G).
- Idoneo solo per il montaggio sospeso.

## Materials

- Die-cast aluminium (UNI EN 1706).
- Polimetilmetacrilato frosted (PMMA).
- Stainless steel fasteners.

## Structure - Main components

- Upper tilting frame with circular shaped plant with a decorative pineapple, hinged to the lower frame.
- Bottom frame composed by a ring, three curved uprights decorated, fixed to an element of base with a hole (28 mm) for fixing to support. Electric cable inside at a curved upright.
- Screen in a single piece made in Polimetilmetacrilato frosted (PMMA).  
Shock resistance: IK06 (EN 62262).

## Electrical auxiliaries

- Electronic power supply with short-circuit, overtemperature and overvoltage protection with estimated life time B10 at 100,000 h.
- Automatic disconnection switch on opening.
- Terminal block for cables with max. 2.5 mm<sup>2</sup> cross-section.
- Standard surge protection for differential/common mode 10kV/10kV (CL I, CL II).

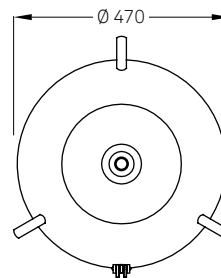
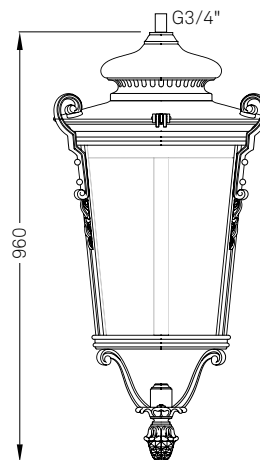
## Operations - Maintenance

- To opening the light fixture and access to wiring and optic compartment unscrew two screws on the upper frame and rotate it, automatic disconnecter switch when opening.
- During installation, follow the instructions for the correct orientation on the support.
- Separate electronic driver from LED module, individually replaceable.
- Periodic maintenance for external cleaning of the structure and the screen from dust and smog and for checking the tightening of the product.

## Painting

- Powder coating.
- Standard colour: Neri Gray

## DRAWINGS



## DESCRIPTION

## Optic configuration - Transparent screen

Distribution type	Distribution type	LOR*	ULOR
Type I - A	Asymmetric Road	83,4%	5,8%
Type II - D	Asymmetric Road	84%	6%
Type III - B	Asymmetric Road	83,7%	5,9%
Type III - C	Asymmetric Road	81,7%	5,9%

- \* optical efficiency of the device due to physical shielding.
- Modular (2 X 2) refractive lens in PMMA.
  - Maximum luminous intensity class  $\gamma \geq 90^\circ$ :  $< 0.49 \text{ cd/klm}$ .
  - Wide range of optical lighting distributions (on request).
  - Reflector in plastic material for luminous flux recovery and glare reduction.
  - Minimum installation height: 2.5m.

## Luminous Flux - 3000K

System**		LED Module				
lm	W	lm/W	n.LED	mA	W	lm/W
7500	61,2	122	24	2 x 407	55,1	136
6000	48,2	125	24	2 x 318	42,4	141
4500	34,4	131	24	2 x 233	30,6	147
3500	28,0	125	16	2 x 275	24,3	144
2500	20,4	122	16	2 x 192	16,7	150
1500	12,9	117	16	2 x 113	9,6	156

## Luminous Flux - 4000K

System**		LED Module				
lm	W	lm/W	n.LED	mA	W	lm/W
7500	58,4	128	24	2 x 388	52,4	143
6000	46,1	130	24	2 x 303	40,4	149
4500	32,9	137	24	2 x 222	29,2	154
3500	26,9	130	16	2 x 262	23,1	151
2500	19,6	127	16	2 x 183	15,9	157
1500	12,4	121	16	2 x 108	9,2	163

- \*\* The energetic values in the table are referred to the LED + Power supply.
- CCT 2200K and 2700K on demand.
  - LED type: Lumileds Luxeon 5050
    - Source efficiency LED: 164 lm/W @  $T_j=25^\circ\text{C}$ , 800 mA, 3000K
    - Source efficiency LED: 169 lm/W @  $T_j=25^\circ\text{C}$ , 800 mA, 4000K
  - Life time specification for gradual light output degradation (EN 62722-2-1, LM80 data) 100,000h L90B10 ( $T_q = 25^\circ\text{C}$ )
  - Colour Rendering Index:  $\geq 70$
  - Maximum chromaticity variation equal to  $\Delta u'v' \leq 0,003$
  - Photobiological risk: (IEC/TR 62778): RG1 Unlimited

## Driver functions

1-10V + NCL (Analogic control + Neri Constant Lumen)

DALI + NCL (Digital control + Neri Constant Lumen)

NVL6H + NCL (Autodimming -30% x 6h + Neri Constant Lumen)

ON-OFF + NCL (On-Off + Neri Constant Lumen)

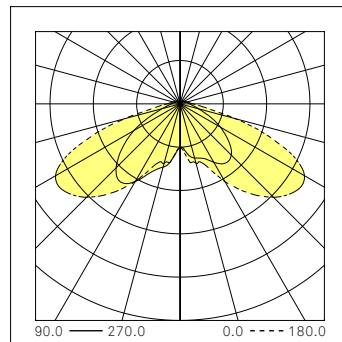
AmpDim + NCL (Luminous flux regulator + Neri Constant Lumen)

Zhaga connector + SR

## PHOTOMETRIC CURVES

## Type I - A

Luminous intensity class G\*2

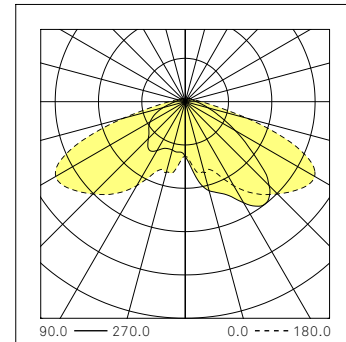


CIE flux code				
N.1	N.2	N.3	N.4	N.5
30	70	93	93	83



## Type II - D

Luminous intensity class G\*1

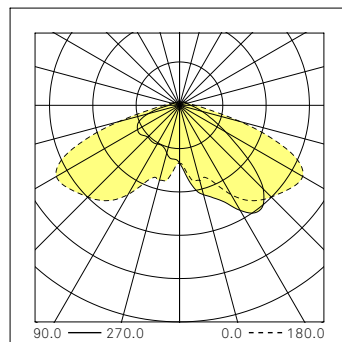


CIE flux code				
N.1	N.2	N.3	N.4	N.5
30	67	92	93	84



## Type III - B

Luminous intensity class G\*1

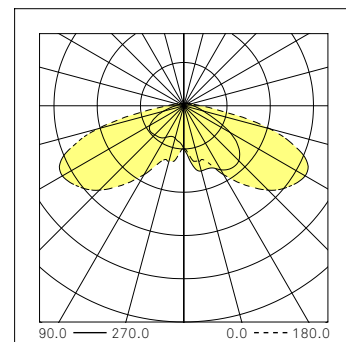


CIE flux code				
N.1	N.2	N.3	N.4	N.5
30	67	92	93	84



## Type III - C

Luminous intensity class G\*1



CIE flux code				
N.1	N.2	N.3	N.4	N.5
26	62	90	93	82



## DESCRIPTION

## Optic configuration - Transparent screen

Distribution type	Distribution type	LOR*	ULOR
Type III - H	Asymmetric Road	85%	6,1%
Type IV - A	Asymmetric Road	81,4%	5,8%
Type IV - C	Asymmetric Road	84%	5,9%
Type V - A	Asymmetric Road	83,8%	5,6%

- \* optical efficiency of the device due to physical shielding.  
- Modular (2 X 2) refractive lens in PMMA.  
- Maximum luminous intensity class  $\gamma \geq 90^\circ$ :  $< 0.49 \text{ cd/klm}$ .  
- Wide range of optical lighting distributions (on request).  
- Reflector in plastic material for luminous flux recovery and glare reduction.  
- Minimum installation height: 2.5m.

## Luminous Flux - 3000K

System**		LED Module				
lm	W	lm/W	n.LED	mA	W	lm/W
7500	61,2	122	24	2 x 407	55,1	136
6000	48,2	125	24	2 x 318	42,4	141
4500	34,4	131	24	2 x 233	30,6	147
3500	28,0	125	16	2 x 275	24,3	144
2500	20,4	122	16	2 x 192	16,7	150
1500	12,9	117	16	2 x 113	9,6	156

## Luminous Flux - 4000K

System**		LED Module				
lm	W	lm/W	n.LED	mA	W	lm/W
7500	58,4	128	24	2 x 388	52,4	143
6000	46,1	130	24	2 x 303	40,4	149
4500	32,9	137	24	2 x 222	29,2	154
3500	26,9	130	16	2 x 262	23,1	151
2500	19,6	127	16	2 x 183	15,9	157
1500	12,4	121	16	2 x 108	9,2	163

- \*\* The energetic values in the table are referred to the LED + Power supply.  
- CCT 2200K and 2700K on demand.  
- LED type: Lumileds Luxeon 5050  
Source efficiency LED: 164 lm/W @  $T_j=25^\circ\text{C}$ , 800 mA, 3000K  
Source efficiency LED: 169 lm/W @  $T_j=25^\circ\text{C}$ , 800 mA, 4000K  
- Life time specification for gradual light output degradation (EN 62722-2-1, LM80 data) 100,000h L90B10 ( $T_q = 25^\circ\text{C}$ )  
- Colour Rendering Index:  $\geq 70$   
- Maximum chromaticity variation equal to  $\Delta u'v' \leq 0,003$   
- Photobiological risk: (IEC/TR 62778): RG1 Unlimited

## Driver functions

1-10V + NCL (Analogic control + Neri Constant Lumen)

DALI + NCL (Digital control + Neri Constant Lumen)

NVL6H + NCL (Autodimming -30% x 6h + Neri Constant Lumen)

ON-OFF + NCL (On-Off + Neri Constant Lumen)

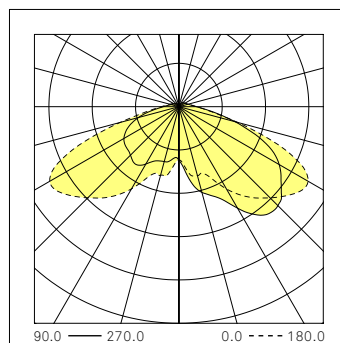
AmpDim + NCL (Luminous flux regulator + Neri Constant Lumen)

Zhaga connector + SR

## PHOTOMETRIC CURVES

## Type III - H

Luminous intensity class G\*4



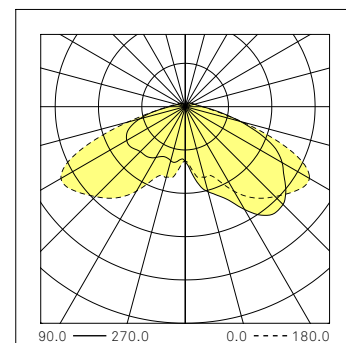
## CIE flux code

N.1	N.2	N.3	N.4	N.5
26	62	90	93	85



## Type IV - C

Luminous intensity class G\*4



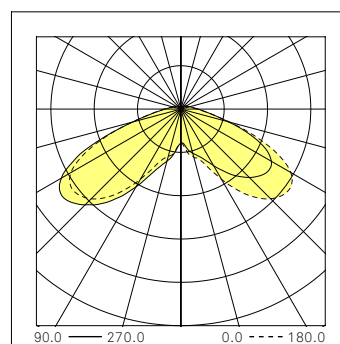
## CIE flux code

N.1	N.2	N.3	N.4	N.5
22	56	88	93	81



## Type V - A

Luminous intensity class G\*6



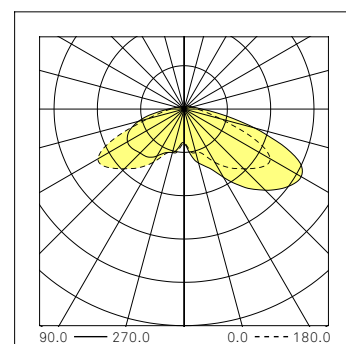
## CIE flux code

N.1	N.2	N.3	N.4	N.5
26	62	90	93	84



## Type IV - A

Luminous intensity class G\*3



## CIE flux code

N.1	N.2	N.3	N.4	N.5
22	60	90	93	84

