


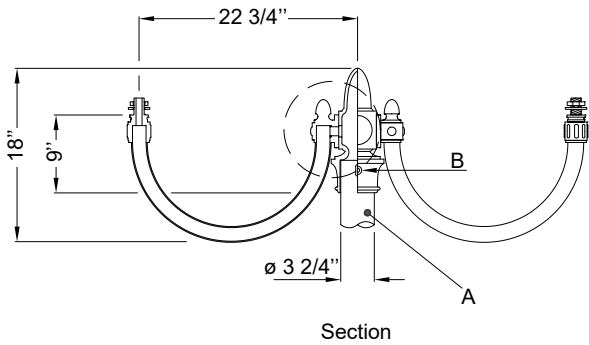
Project location:			
Project name:			
Model #:	4200.250	Date	

DESCRIPTION

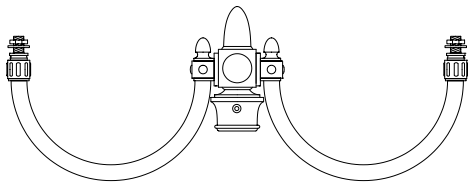
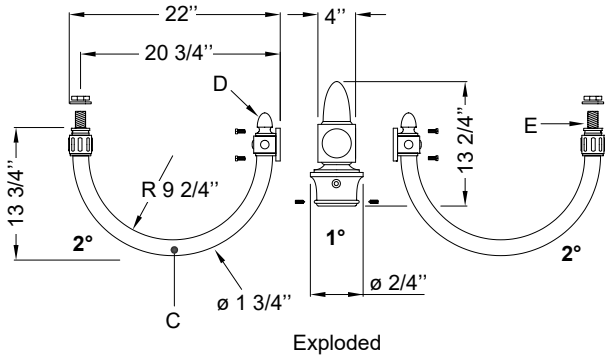
Description  
The top section is made in UNI EN 1563 nodular cast iron and FE 360 UNI EN 10219-1 steel, hot-galvanized to UNI EN ISO 1461 standards and corresponds in shape, size and ornamentation to the diagrams, which are an integral part of the specifications.  
The top section is composed as follows:  
1°) An element in nodular cast iron cast as a single piece, height 13 2/4", with two junctions for brackets at 180° to each other. The element is positioned on the core (A, diam. 3 2/4") and is secured with an M10 stainless steel bolt (B) and two M8 stainless steel grub screws.  
2°) Two brackets, each with protrusion 22" and height 13 3/4", made up of a steel tube (C, diam 1 3/4", curve radius 9 2/4") and two elements (D, E) in nodular cast iron, entirely hot-galvanized. At the outer end of each bracket is a 3/4" GAS threaded tube with nut and rose in stainless steel (E) for attaching the light fixture. Each bracket is secured to the first element with four M8 stainless steel bolts.  
The total protrusion of the assembled bracket for the attachment of the light fixture is 22 3/4".

The total height is 18".

DRAWINGS



Details - Section  
Passage of power supply cable



Front View